

Q2
2021

.pl domain name market

NASK's report



Table of Contents

Introduction	3	Registrants of .pl domain names	10
<hr/>		Registrants in the .pl domain registry	
Facts and figures	4	Place of residence of .pl domain name registrants	
<hr/>		<hr/>	
.pl domain names active in DNS	5	Additional services of .pl domain registry	12
Domain names in .pl domain registry		DNSSEC	
Transfers		IDN	
Renewal of a domain name for a consecutive billing period		Options	
<hr/>		<hr/>	
Domain names released from the .pl domain registry	8	Registrars of .pl domain names	15
<hr/>		NASK Partner Programme	
New names in the .pl domain registry	9	<hr/>	
<hr/>			



Roman Malinowski

Director of
.pl Domain Registry

Introduction

Dear Readers,

The second quarter of 2021 is behind us, when 172 756 new names were registered, which was 28 582 fewer than in the previous quarter. Almost 84% of the registrations were made by registrants based in Poland. The total number of registrants amounted to 1 103 039. On average, there were 2.27 names per one registrant.

At the end of the quarter there were 2 500 710 active domain names in the .pl domain registry, which was by 4 492 more than in the previous quarter. The growth trend in the number of renewals was maintained, including an increase in the number of renewals of regional domains. A total of 420 083 .pl domain names were renewed for a consecutive billing period. The renewal rate amounted to 72.23% and was by 0.94 p.p. higher than in the previous quarter.

In the discussed period the .pl domain registry noted an increase in the number of domain names secured with the DNSSEC protocol. Their number amounted to 437 351 - it is the best result since June 2020.

In recent months NASK has been participating in research works, conducted within CENTR (Council of European National Top-Level Domain Registries), concerning machine learning algorithms and the use of domain names. The results, obtained from the Internet robot (crawler) signs of life, a data indexing tool, have been discussed in the article: „How does the robot see the .pl domain?“.

In recent weeks we have continued preparations for the IGF2021, UN Digital Summit, which will be hosted by Poland for the first time. I invite you to participate in the most important digital event of the year to be held on 6-10 December 2021 at the International Congress Centre in Katowice. Registration information can be found on [this page](#).

I encourage you to read the report.

Facts and figures



Over

2.5 M

active .pl
domain names



Nearly

173 K

new names



Over

437 K

names secured
with DNSSEC



213

NASK
Partners



Nearly

27 K

transfers



72.23%

renewal rate



Over

1.1 M

registrants



1 898

registrations
daily average



64.55%

of registrants
constitute
organizations



35.45%

natural persons



42

names secured
with
.pl Registry Lock

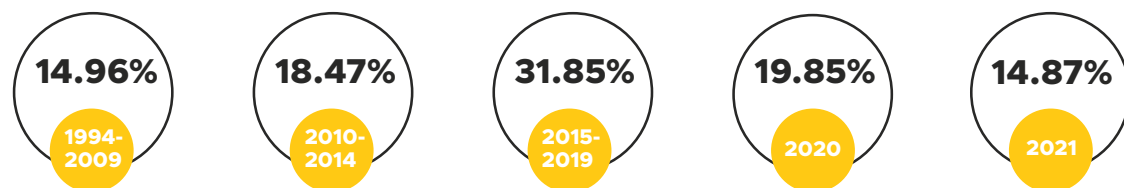
.pl domain names active in DNS

Domain names in .pl domain registry

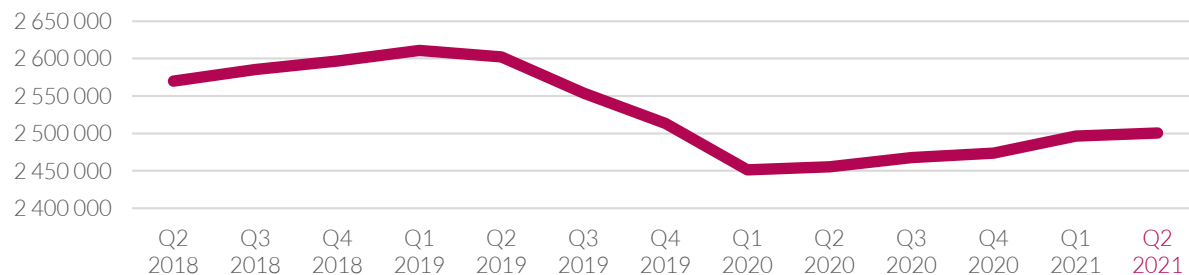
At the end of the second quarter of 2021, in the .pl domain registry, there were **2 500 710** domain names active in DNS. From the beginning of April to the end of June 2021 the number of maintained domain names increased by **4 492**. Annual growth rate of the number of domain names amounted to **1.84%**.

2 015 992 names were registered directly in the .pl domain, **388 996** in the functional domains (e.g. .edu.pl, .sklep.pl) and **95 722** in the regional domains (among others, .wroclaw.pl, .olsztyn.pl).

Year of registration of .pl domain names active in DNS



Number of .pl domain names in DNS



Number of domain names active in DNS as divided into the type of zone, Q2 2021



80.62% second level domain names

15.55% functional

3.83% regional

.pl domain names active in DNS

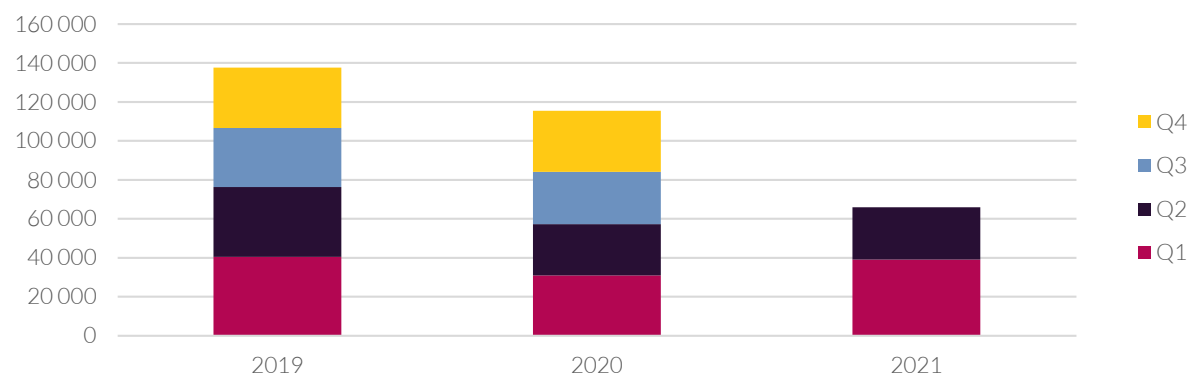
Transfers

During the second quarter of 2021 registrants **26 833** times changed a registrar handling .pl domain names maintained for them.

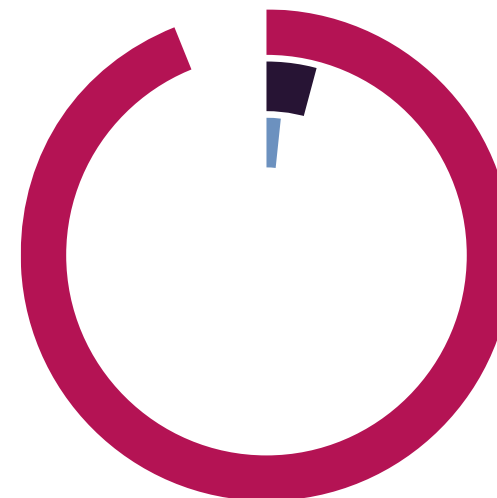
In **1 603** cases, transfer of service was executed with a simultaneous renewal of a .pl domain name for a consecutive billing period, whereby **464** changes were effected after the billing period had been completed.

 **1 603** transfers with renewal in Q2 2021

Number of .pl domain name transfers



Division of transfers, Q2 2021



94.03% active domain names

4.24% active domain names with renewal

1.73% inactive domain names

Copyright by NASK

Copyright by NASK

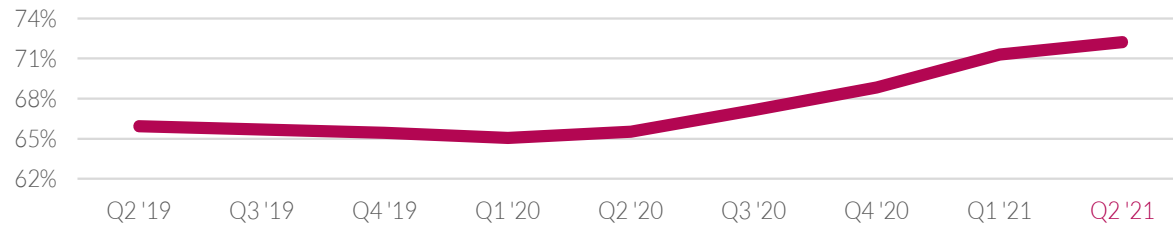
.pl domain names active in DNS

Renewal of a domain name for a consecutive billing period

At the end of June 2021 the renewal rate reached the level of **72.23%**. In comparison to the first quarter the rate increased by **0.94 p.p.**

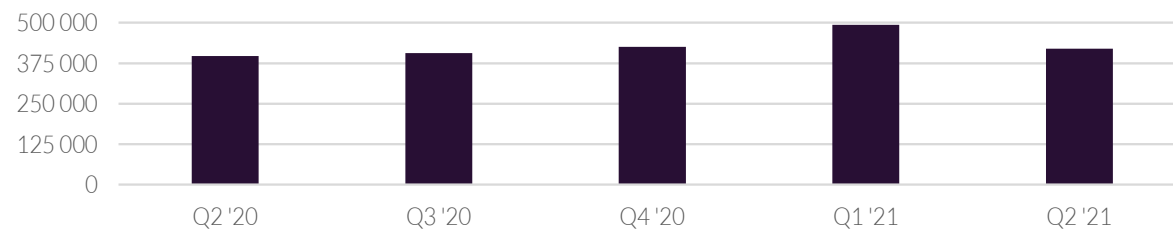
In the second quarter, **420 083** .pl domain names were renewed, while in **1 349** cases the end of the billing period was shifted by an individually defined number of days.

Renewal rate of .pl domain names



Copyright by NASK

Number of renewed .pl domains



Copyright by NASK



420 083
renewals in Q2 2021

Structure of renewed .pl domain names, Q2 2021



Copyright by NASK

80.02% second level domain names

15.89% functional

4.09% regional

Domain names released from the .pl domain registry

In the second quarter of 2021, there were released **172 350** names from the .pl domain registry due to lack of renewal by registrants for a consecutive billing period.

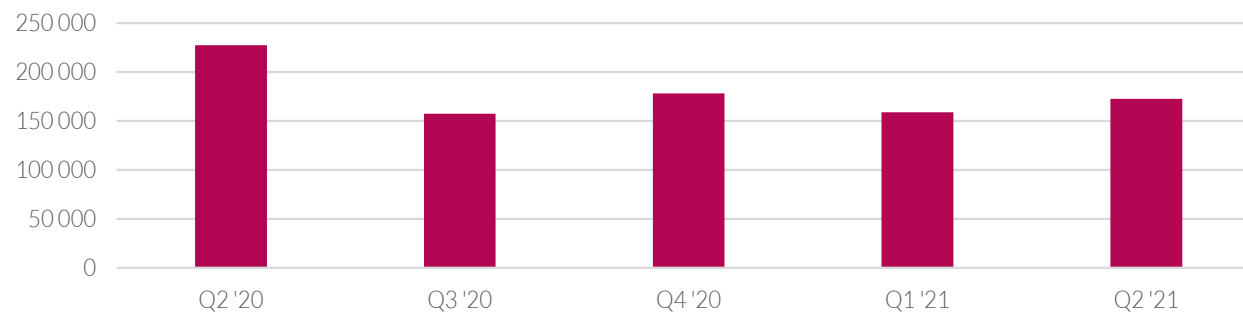
In the discussed period, **4 316** names were deliberately deleted from the registry by the EPP request.



172 350

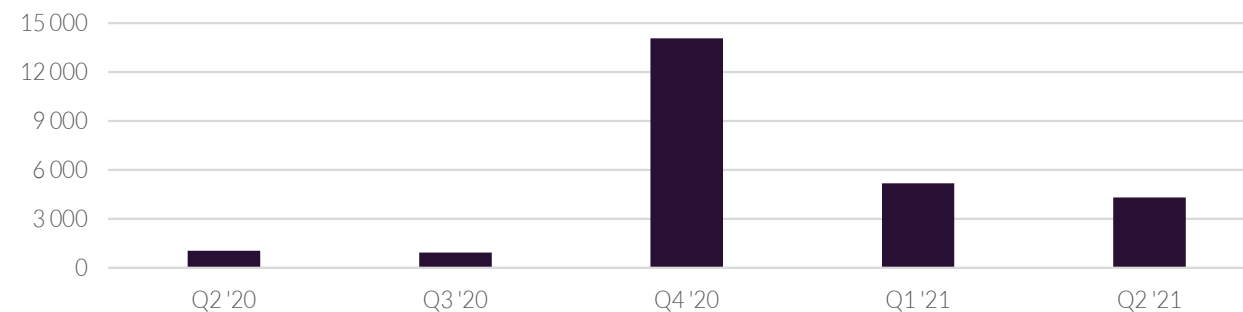
.pl domain names released due to non-renewal

Number of .pl domain names released due to non-renewal

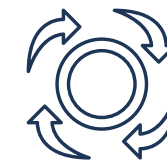


Copyright by NASK

Number of .pl domain names released after previous deletion



Copyright by NASK



4 316

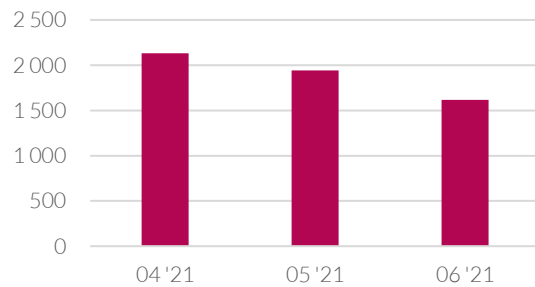
.pl domain names released after previous deletion

New names in the .pl domain registry

From the beginning of April to the end of June 2021, **172 756** names were registered, whereby **145 284** directly in the .pl domain, **20 728** in functional domains and **6 744** in regional domains.

The highest number of names, i.e. **64 005**, were registered in April. In May **60 240** names were registered, while in June **48 511** new names were added to the registry.

Number of .pl domain name registrations, daily average, Q2 2021



Copyright by NASK



1 898

daily average number of new .pl domain name registrations

.pl domain name registrations as divided into a type of zone, Q2 2021



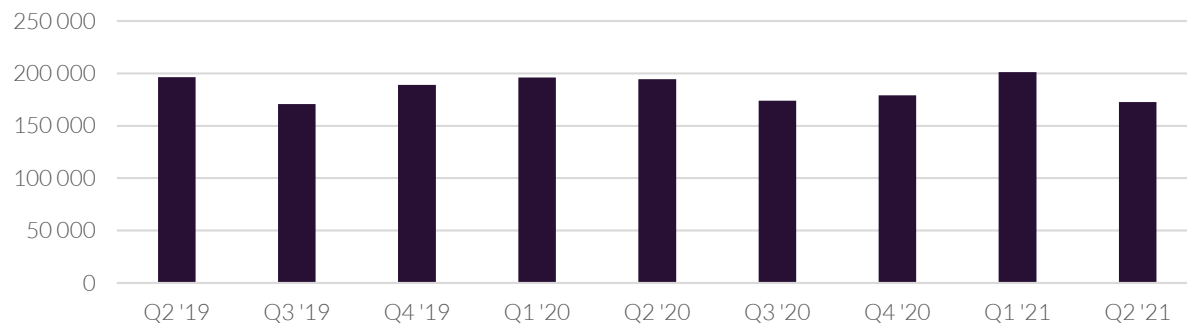
Copyright by NASK

84.10% second level domain names

12.00% functional

3.90% regional

Number of .pl domain name registrations



Copyright by NASK

Registrants of .pl domain names

Registrants in the .pl domain registry

At the end of the second quarter of 2021, in the .pl domain registry, there were **1 103 039** entries of unique registrants. Their number dropped by **1 092** as compared to the first quarter of 2021.

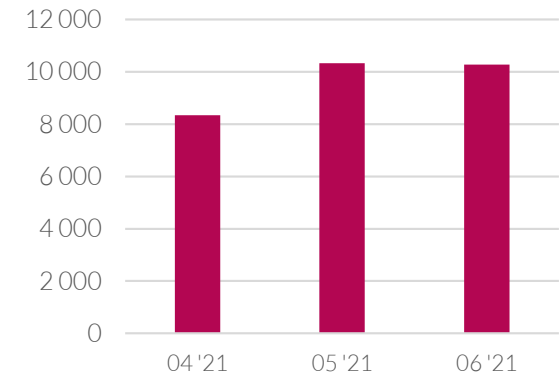


2.27 .pl domain names fell for one registrant on average



there were **28 939** changes of .pl domain names registrants

Number of changes of .pl domain name registrants, Q2 2021



Copyright by NASK

Division of registrants of .pl domain names, Q2 2021



Copyright by NASK

64.55% organizations
35.45% natural persons

Division of .pl domain names for registrants, Q2 2021



Copyright by NASK

65.03% organizations
34.97% natural persons

Division of .pl domain name registrations for the type of registrant, Q2 2021



Copyright by NASK

50.20% organizations
49.80% natural persons

Registrants of .pl domain names

Place of residence of .pl domain name registrants

Division of .pl domain names active in DNS for registrant's country, Q2 2021



Copyright by NASK

91.53% Poland
8.47% remaining

Germany	1.74%
USA	0.87%
China	0.79%
Great Britain	0.73%
Netherlands	0.53%
Seychelles	0.43%
Czech Rep.	0.40%
France	0.37%
Ukraine	0.21%
Sweden	0.20%
remaining	2.20%

Division of .pl domain name registrations for a registrant's country, Q2 2021



Copyright by NASK

83.66% Poland
16.34% remaining

China	4.58%
Cyprus	3.23%
USA	1.68%
Germany	1.42%
Seychelles	0.75%
remaining	4.68%

Additional services of .pl domain registry

DNSSEC

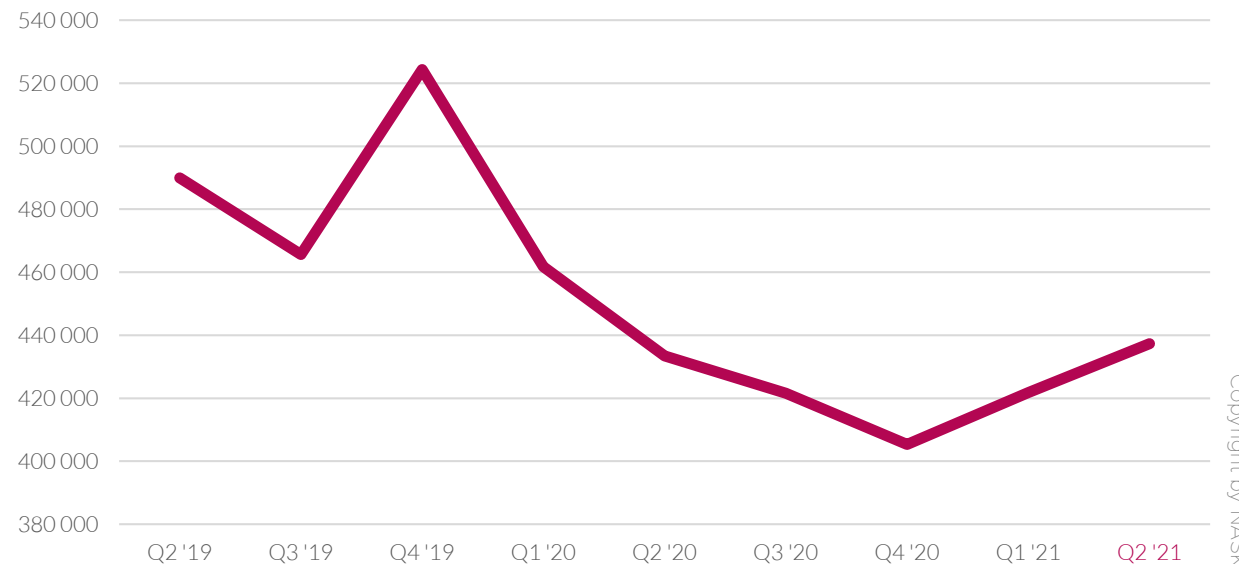
In the .pl domain registry at the end of June 2021, there were **437 351** names secured with the DNSSEC protocol, with **48.98%** thereof registered before 2019, **8.84%** in 2019, **20.33%** in 2020 and **21.85%** in 2021.

During the discussed period the number of secured names increased by **15 607**.



437 351 names secured with DNSSEC protocol

Number of the .pl domain names secured with DNSSEC



.pl domain names secured with DNSSEC as divided into a type of zone, Q2 2021



81.19% second level domain names

16.06% functional

2.75% regional

Copyright by NASK

Copyright by NASK

Additional services of .pl domain registry

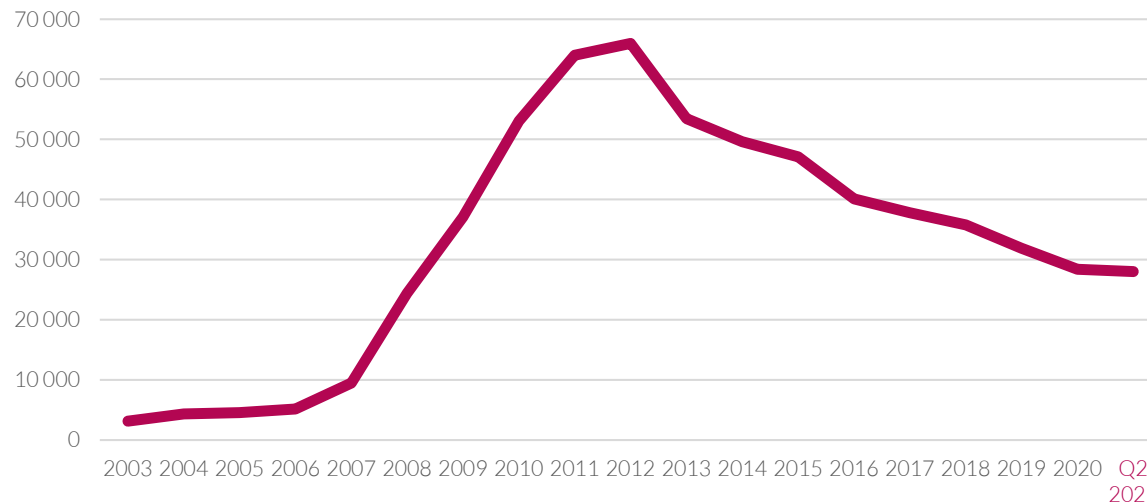
IDN

At the end of the second quarter of 2021 in the .pl domain registry, there were **28 020** names with national diacritic signs (IDN), constituting **1.12%** of all active .pl domain names.

From the beginning of April to the end of June 2021 **2 036** IDNs were registered, which constituted **1.18%** of all .pl domain names registered during the period under discussion.

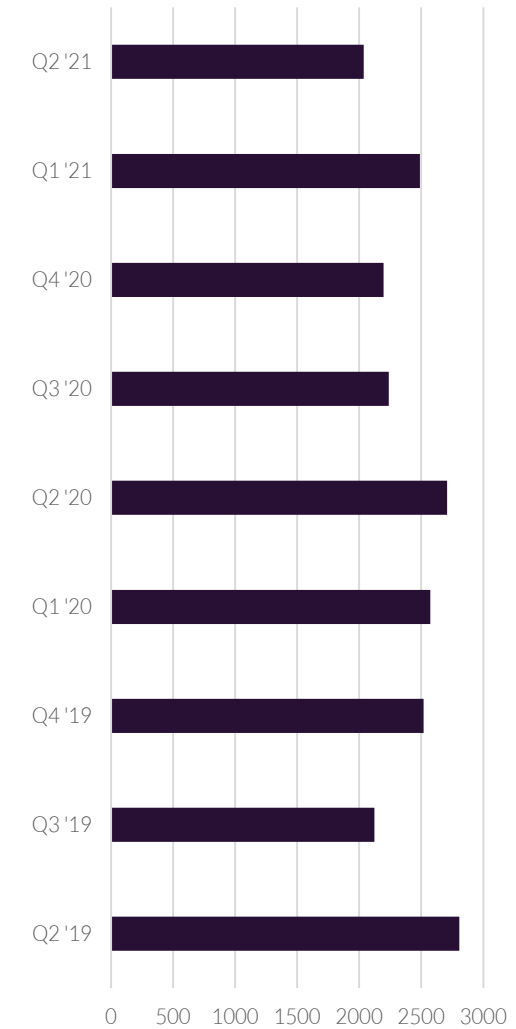
 **2 036** IDNs registered in Q2 2021

Number of .pl IDNs active in DNS



Copyright by NASK

Number of registration of .pl IDNs



Copyright by NASK

Additional services of .pl domain registry

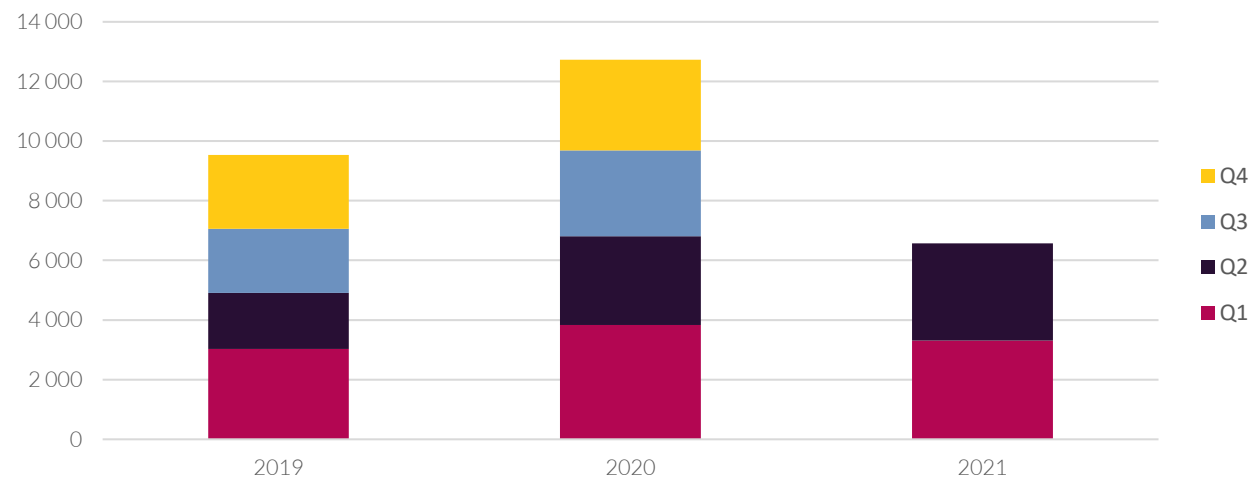
Options

In the second quarter of 2021, **3 258** agreements on options for the registration of .pl domain names were concluded and **516** agreements were renewed for a consecutive 3-year period.

The number of agreements, concluded in particular months, amounted to: **1 050** in April, **1 200** in May and **1 008** in June.

1 232 agreements on options were executed with providing a domain name for registration. In **53** cases registration failed for reasons attributed to an option holder, thus domain names in question being released for public registration.

Number of WLS registrations



Copyright by NASK



Since the launching of the service of option for registration in 2004



the .pl domain registry has concluded nearly **247 thousand** agreements



44.34%

thereof being completed with provision of a .pl domain name for registration

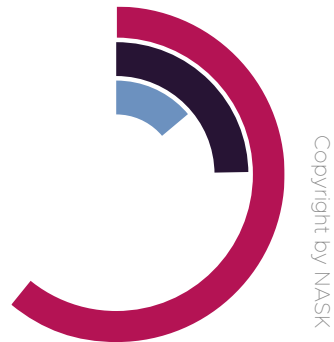
Registrars of .pl domain names

NASK Partner Programme

The .pl domain registry, at the end of June 2021, was cooperating, within the NASK Partner Programme, with **213** registrars from **25** countries.

130 registrars, with their registered offices in Poland, were servicing totally over **1.6** million .pl domain names. **53** registrars, seated in other European countries, were handling over **520** thousand .pl domain names, whereas **30** registrars, from outside of Europe, were operating more than **331** thousand .pl domain names.

Partners of NASK, division by place of residence, Q2 2021



Copyright by NASK

61.03% Poland
24.88% Europe
14.09% remaining countries

.pl domain name market share between Partners considering the place of residence, Q2 2021



Copyright by NASK

65.93% Poland
20.82% Europe
13.25% remaining countries

213
Partners



25
countries

Text and correction: Anna Gniadek
Agata Leszczyńska
Katarzyna Nitychoruk
Weronika Rakowska

**Compilation and description of data gathered
from the .pl domain name registry system:** Alina Wiśniewska-Skura

Design: Tomasz Szladowski

Translation: Piotr Studziński-Raczyński

dns.pl



Copyright by:
NASK