



.pl domain name market

NASK'S REPORT

Q2 2024




Table of contents

3	Introduction
3	Facts and figures
4	.pl domain names active in DNS
	Domains in .pl domain registry
	Transfers
	Renewal of a domain name for a consecutive billing period
7	Domain names released from the .pl domain registry
8	New names in the .pl domain registry
9	Registrants of .pl domain names
	Registrants in the .pl domain registry
	Place of residence of .pl domain name registrants
11	Additional services of .pl domain registry
	DNSSEC
	IDN
	Options
14	Registrars of .pl domain names
	NASK Partner Programme



Introduction

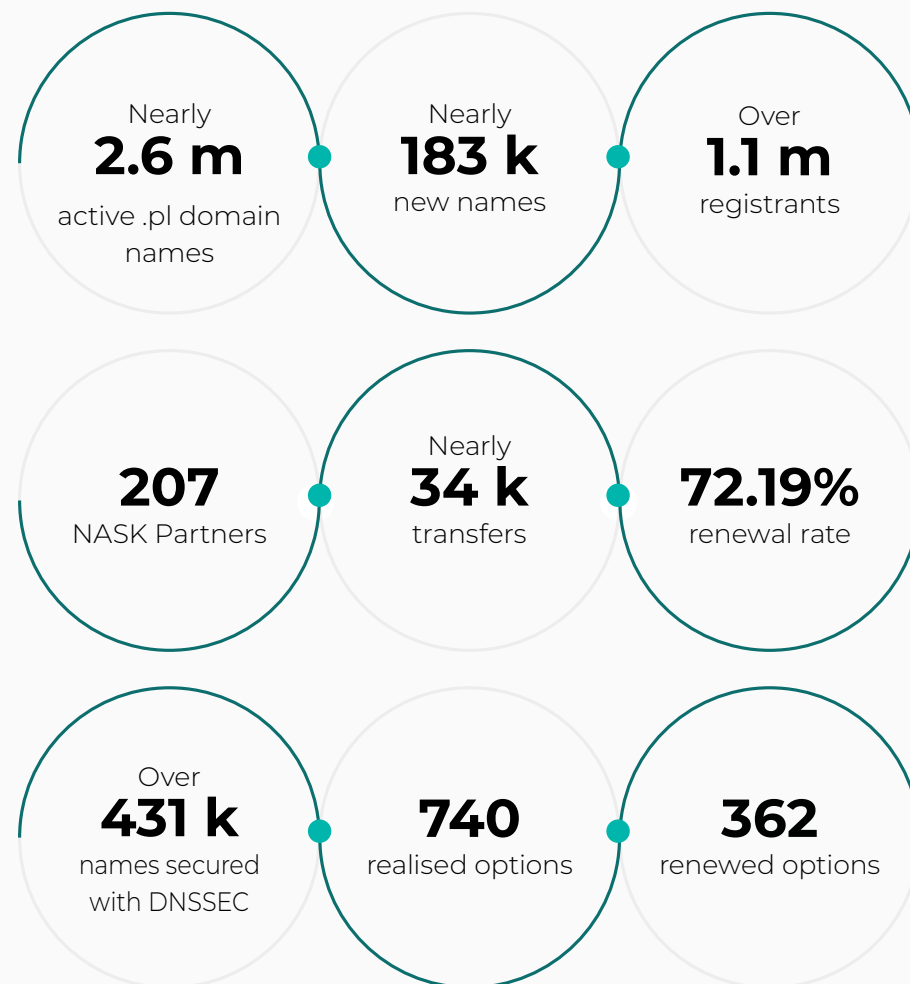
At the end of the second quarter of 2024, the .pl domain name registry contained **2 576 972** active names. During this period, the number of domains increased by **12 384**, compared to the end of the previous quarter.

From the beginning of April to the end of June 2024, **182 524** domain names were registered, averaging **2 006** registrations daily, which was a **4%** increase compared to the second quarter of 2023. The renewal rate remained at close to the level from the end of March this year, reaching **72.19%**. In the second quarter of 2024, **2.49%** more names were renewed compared to the same period of the last year. It is also noteworthy that the number of unique registrants increased by **1 377**, reaching **1 138 003** by the end of June.

In the discussed period, **740** options ended with the domain name becoming available for registration, and **362** options were renewed for a consecutive 3-year period. In the second quarter of 2024, **33 529** transfers of .pl domain names were carried out, which was over **6.6 thousand** fewer than in the first quarter. The decline in the number of transfers may indicate greater loyalty of registrants to their current registrars. By the end of June 2024, **207** registrars from **23** countries were participating in the NASK Partner Programme.

More data from the .pl domain name market can be found in the report. We invite you to read it!

Facts and figures

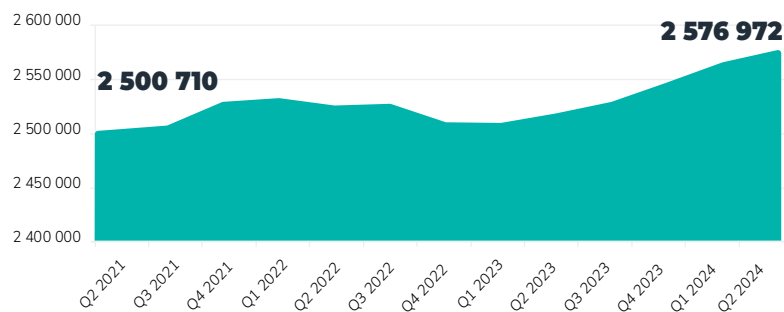


.pl domain names active in DNS

Domains in .pl domain registry

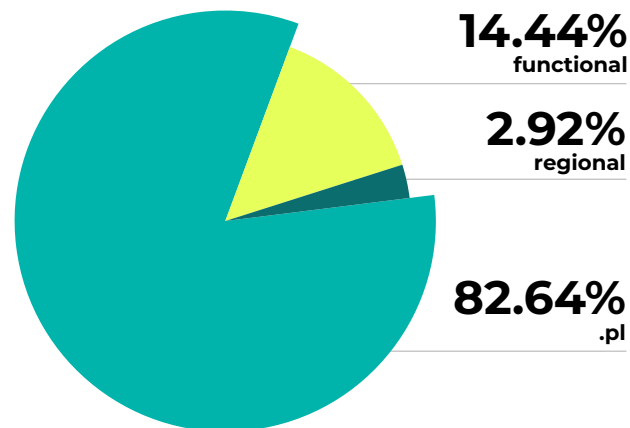


Number of .pl domain names in DNS



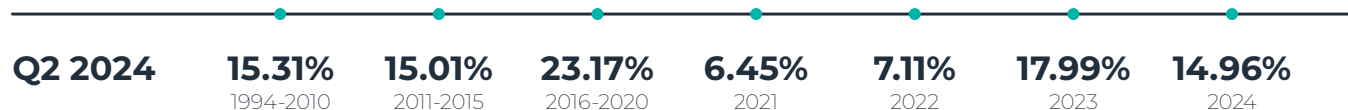
Copyright by NASK

Number of domain names active in DNS as divided into the type of zone, Q2 2024



Copyright by NASK

Year of registration of a domain names active in DNS



Copyright by NASK

At the end of June 2024, in the .pl domain registry **2 576 972** names active in DNS were maintained. It increased by **12 384** names compared to the previous quarter.



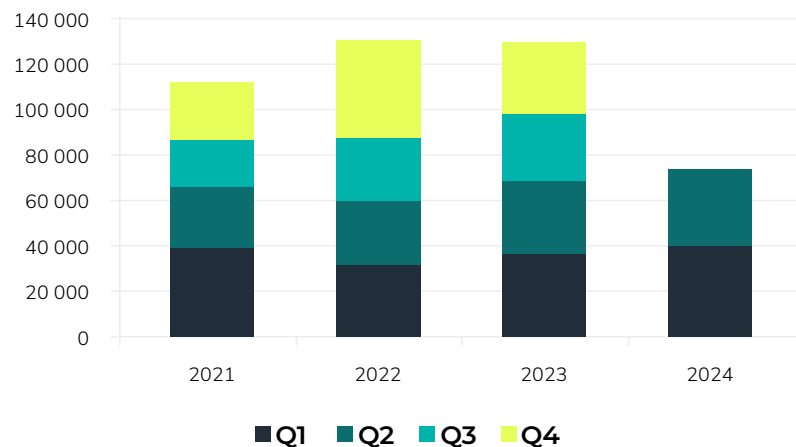
The number of names active in DNS and maintained directly in the .pl domain increased by **14 017** and at the end of the quarter amounted to **2 129 547**

The number of names in functional domains was **372 012**, while in regional domains it was **75 413**

.pl domain names active in DNS

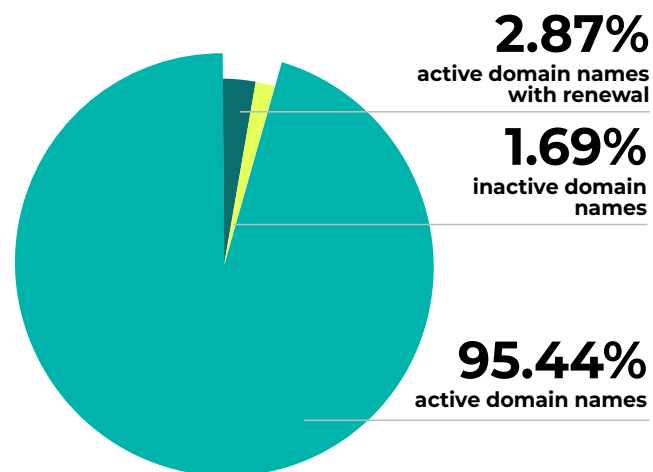
Transfers

Number of .pl domain name transfers



Copyright by NASK

Division of transfers, Q2 2024




Copyright by NASK

In the second quarter of 2024, **33 529** transfers of .pl domain name service were carried out. On average, **368** names were transferred daily, which is **73** names fewer than in the previous quarter.

5

In Q2 2024, **1 529** transfers with renewal were carried out, of which **568** already after the end of the previous billing period

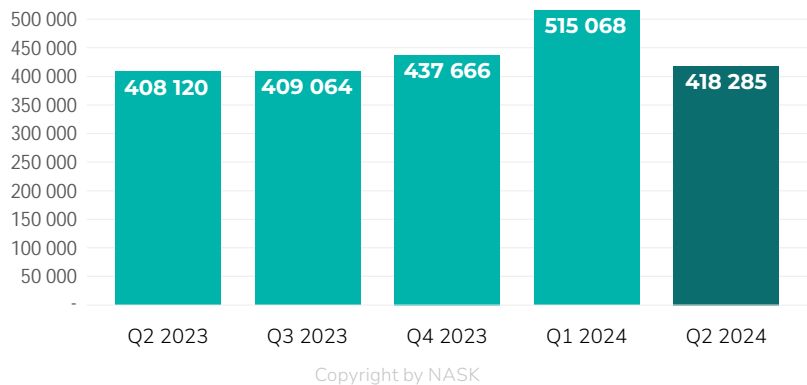


.pl domain names active in DNS

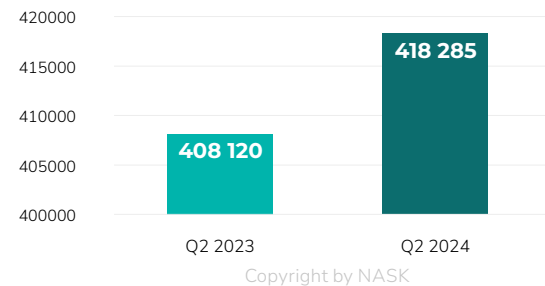
Renewal of a domain name for a consecutive billing period




Number of renewed .pl domain names



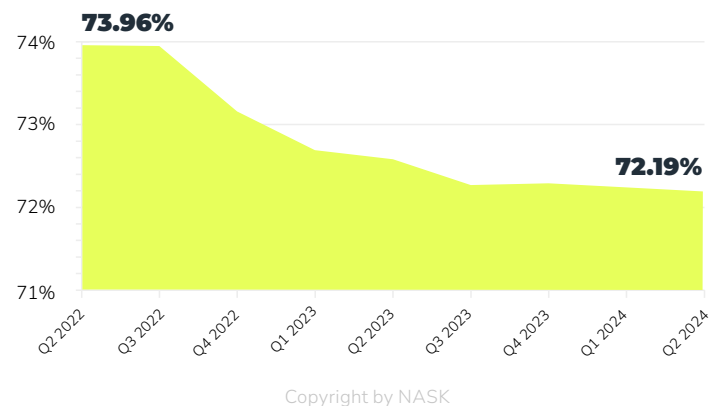
Number of renewed .pl domain names (year-on-year)



Structure of renewed .pl domain names, Q2 2024



Renewal rate of .pl domain names



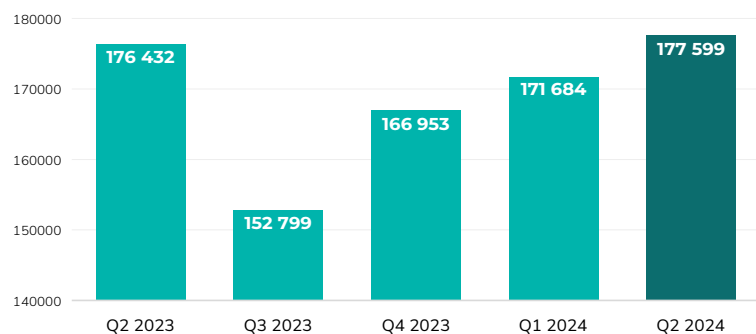
In Q2 2024, **418 285** names were renewed. For **2 955** names the end of the billing period was postponed by an individually defined number of days

In Q2 2024, **2.49%** more names were renewed than in Q2 2023

At the end of the second quarter of 2024, the renewal rate amounted to **72.19%**, remaining close to the level achieved at the end of March.

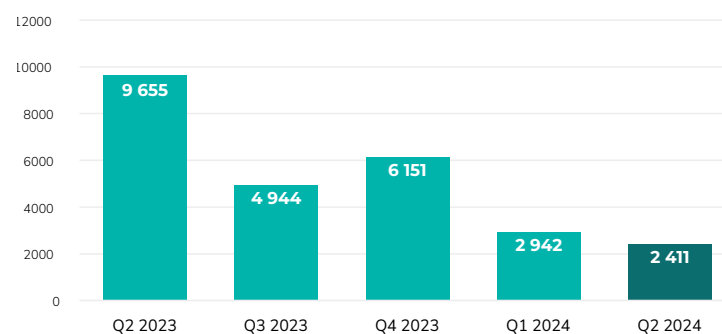
Domain names released from the .pl domain registry

Number of .pl domain names released due to lack of renewal



Copyright by NASK

Number of .pl domain names released after previous deletion




Copyright by NASK



177 599 domain names released due to lack of renewal

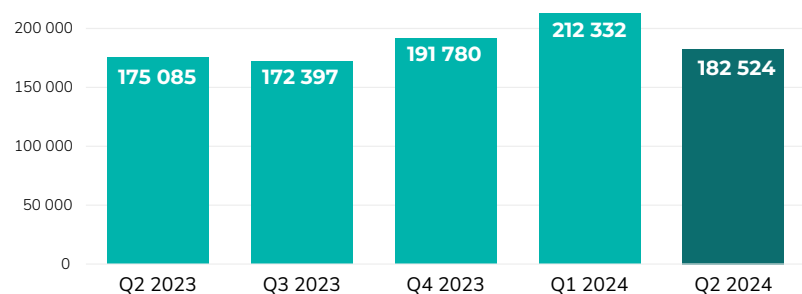
2 411 domain names released after previous deletion



New names in the .pl domain registry

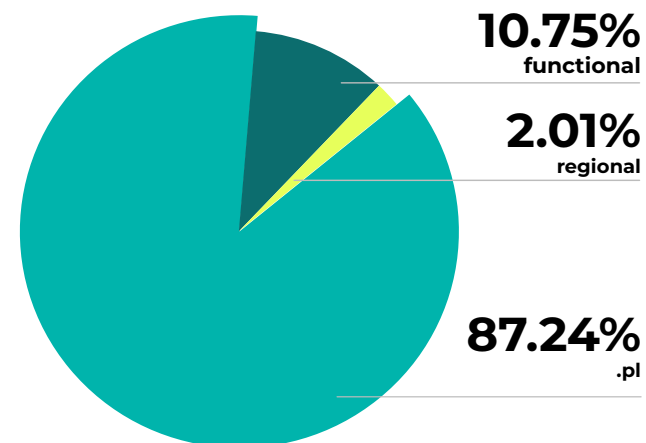
8

Number of .pl domain name registrations



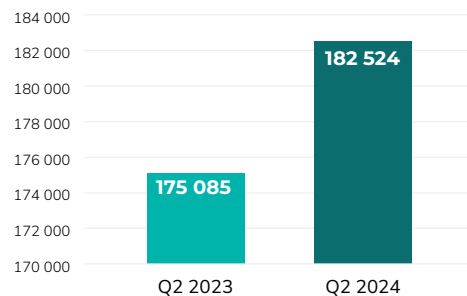
Copyright by NASK

.pl domain name registrations as divided into a type of zone, Q2 2024



Copyright by NASK

Number of .pl domain name registrations (year-on-year)




Copyright by NASK

From the beginning of April to the end of June 2024, **182 524** .pl domain names were registered. In the previous quarter, nearly **30 thousand** more names were registered. Lower interest in domain registrations in the second quarter of the year has been observed for several years. It is also worth noting that in the discussed period nearly **7.5 thousand** more names were registered than in the same period of 2023.

The daily average number of .pl domain name registrations was **2 006**


In Q2 2024, **4%** more .pl domain names were registered than in Q2 2023



Registrants of .pl domain names

Registrants in the .pl domain registry

Division of .pl domain name registrations for the type of registrant, Q2 2024



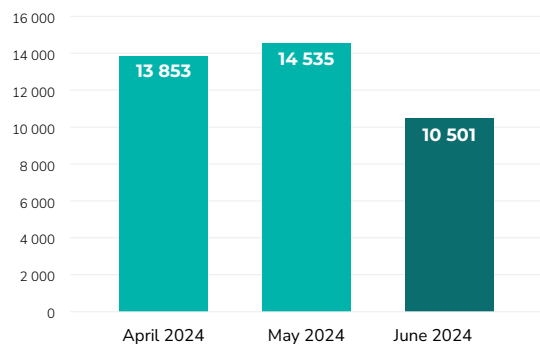
Copyright by NASK

.pl domain names, active in DNS, as divided into the type of a registrant, Q2 2024



Copyright by NASK

Number of changes of .pl domain name registrants, Q2 2024



Copyright by NASK

At the end of the second quarter of 2024, the .pl domain registry had **1 138 003** unique registrants, by **1 377** more than in the previous quarter.



2.26 .pl domain names fell for one registrant on average

38 889 changes of .pl domain name registrants were carried out

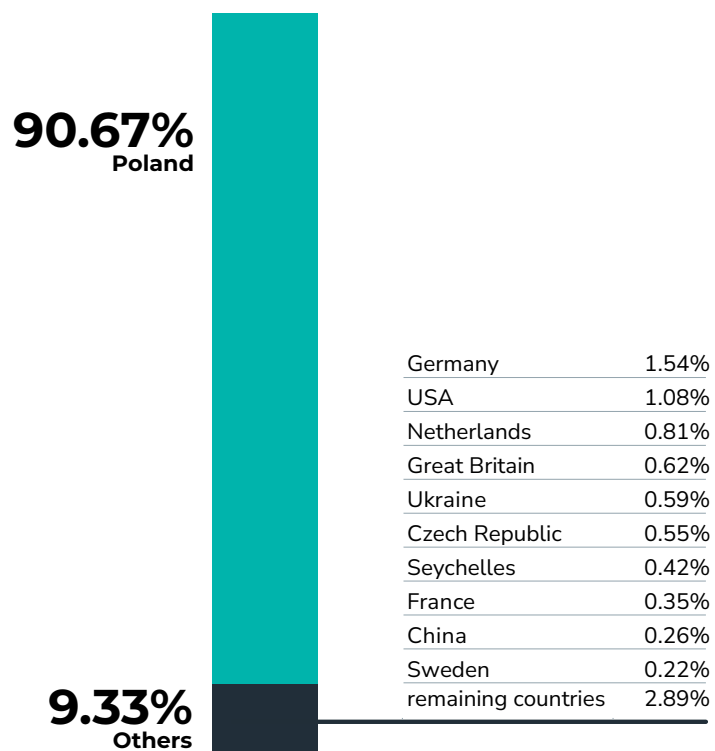
64.25% of registrants were organizations

35.75% of registrants were natural persons

Registrants of .pl domain names

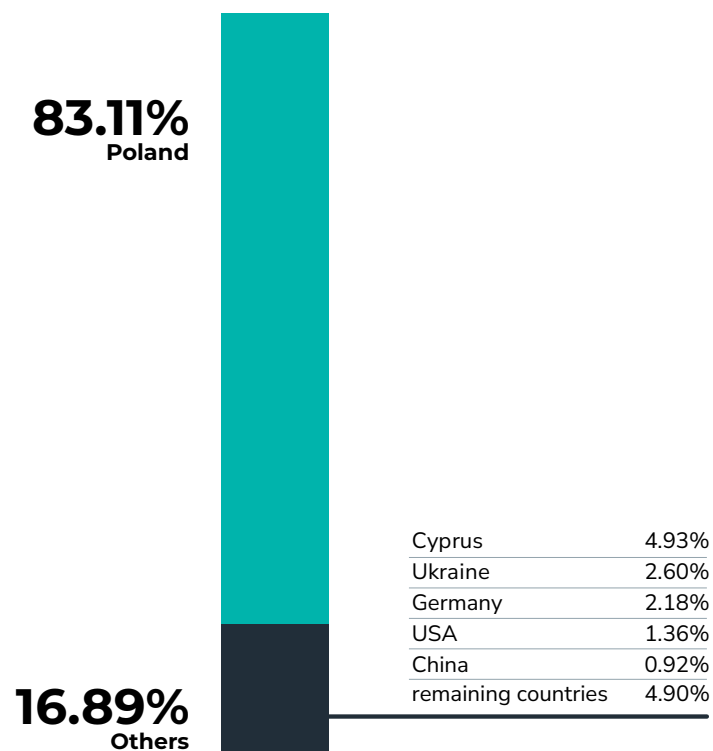
Place of residence of .pl domain name registrants

Division of .pl domain names active in DNS for a registrant's country, Q2 2024




Copyright by NASK

Division of .pl domain name registrations for a registrant's country, Q2 2024



Copyright by NASK

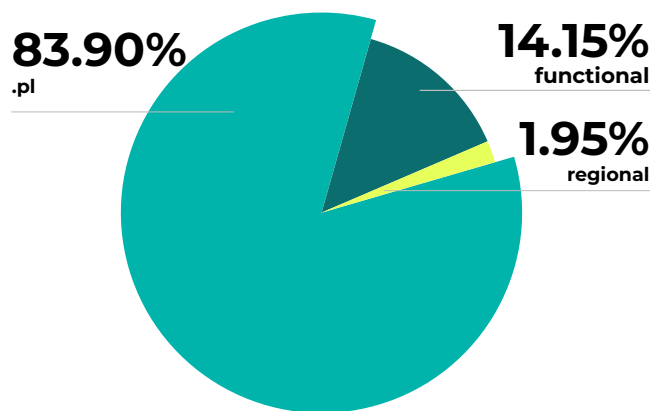
10



Additional services of .pl domain registry

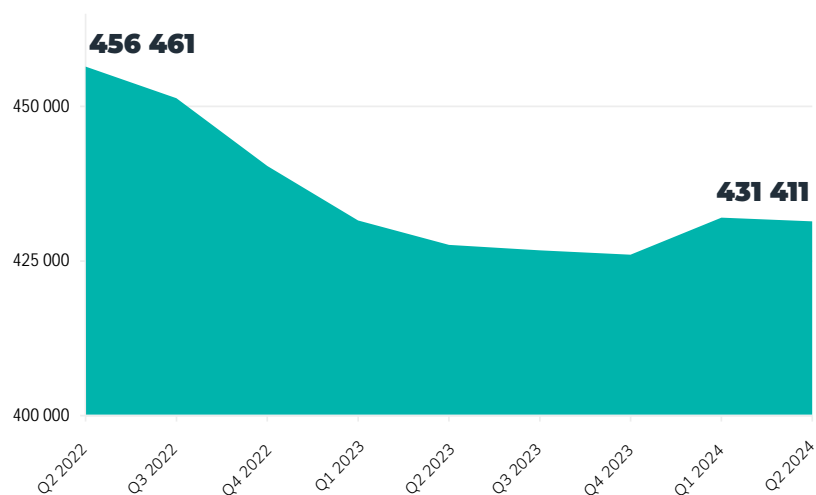
DNSSEC

.pl domain names secured with DNSSEC as divided into a type of zone, Q2 2024



Copyright by NASK


Number of the .pl domain names secured with DNSSEC



Copyright by NASK

At the end of June 2024, there were **431 411** names secured with the DNSSEC protocol, with **83.90%** thereof directly in the .pl domain, **14.15%** in functional domains, and **1.95%** in regional names of the .pl domain registry.

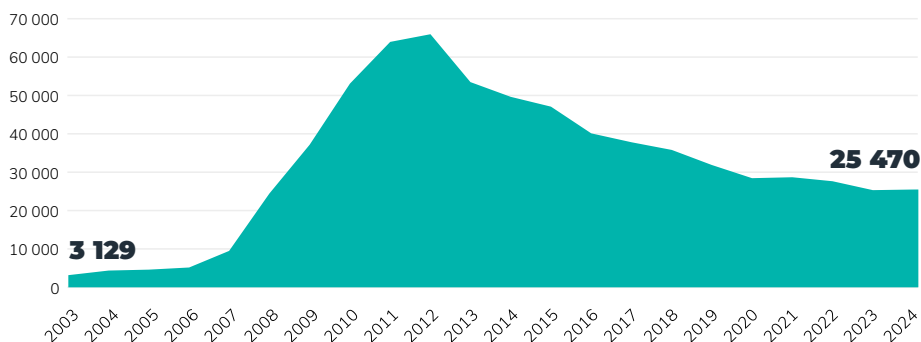
In Q2 2024, there were **431 411** names secured with DNSSEC protocol



Additional services of .pl domain registry

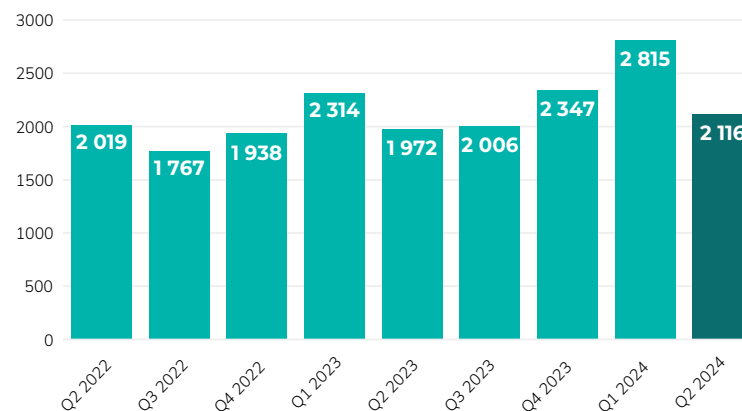
IDN

Number of .pl IDNs active in DNS



Copyright by NASK


Number of registrations of .pl IDNs



Copyright by NASK

At the end of the second quarter of 2024, the .pl domain name registry contained **25 470** names with national diacritic signs (the so-called IDNs), which constituted **0.99%** of all .pl domain names active in DNS.

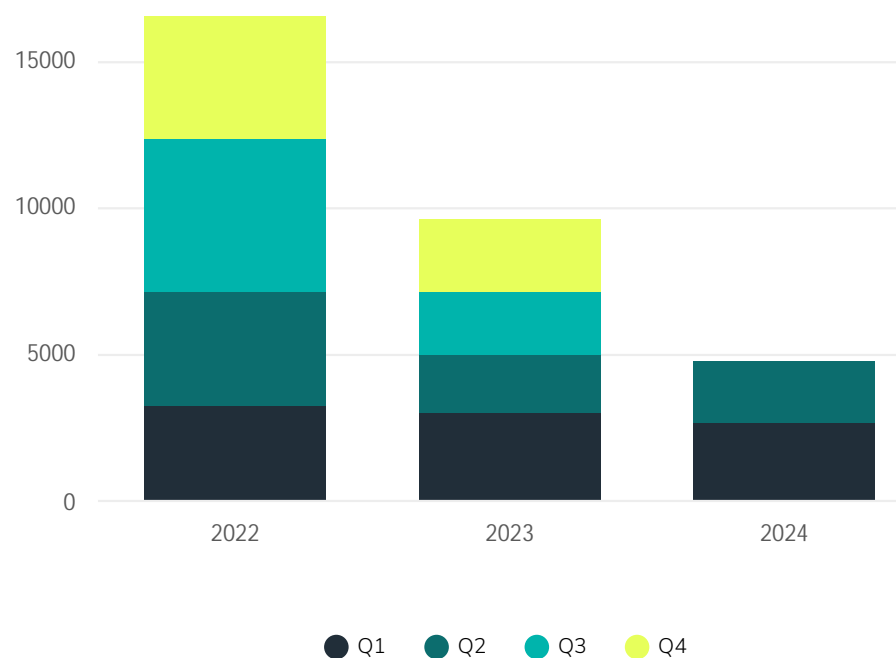
In Q2 2024,
2 116 IDNs were
registered



Additional services of .pl domain registry

Options

Number of WLS registrations




Copyright by NASK

From the beginning of April to the end of June 2024, **2 089** agreements on option for registration of a .pl domain name were concluded, and **362** were renewed for a consecutive 3-year period.

Since the launching of the service of option for registration in 2004, over **285 thousand** agreements have been concluded, **42.69%** thereof being completed with the provision of a .pl domain name for registration.

740 existing option agreements were completed with a domain name being provided for registration



Registrars of .pl domain names

NASK Partner Programme

Division of Partners for their place of residence, Q2 2024



Copyright by NASK

Division of .pl domain names for Partner's registered office, Q2 2024




Copyright by NASK


135 registrars, servicing totally nearly **1.6 million** .pl domain names, had their registered offices in Poland. **49** registrars, seated in other European countries, were handling over **602 thousand** .pl domain names. **23** registrars based outside Europe were operating nearly **390 thousand** .pl domain names.

14



At the end of June 2024, **207** registrars from **23** countries were participating in NASK Partner Programme





Copyright by:



COMPILATION AND DESCRIPTION OF DATA GATHERED
FROM THE .PL DOMAIN NAME REGISTRY SYSTEM:

Alina Wiśniewska-Skura

TEXT AND CORRECTION:

Editorial staff

DESIGN:

Alicja Kaim

TRANSLATION:

Editorial staff

dns.pl