




.pl domain name market

NASK'S REPORT

Q1 2025

Table of contents

3	Introduction
4	Facts and figures
5	.pl domain names active in DNS
	Domains in .pl domain registry
	Transfers
	Renewal of a domain name for a consecutive billing period
8	Domain names released from the .pl domain registry
9	New names in the .pl domain registry
10	Registrants of .pl domain names
	Registrants in the .pl domain registry
	Place of residence of .pl domain name registrants
12	Additional services of .pl domain registry
	DNSSEC
	IDN
	Options
15	Registrars of .pl domain names
	NASK Partner Programme



Introduction

The first quarter of 2025 in the .pl domain market was marked by stabilization and moderate activity. At the end of March, the registry recorded **2 579 014** active in DNS names, representing a slight decrease compared to the previous quarter. Nevertheless, the number of new registrations remained high – **193 918** names were registered, averaging **2 155** registrations per day.

The renewal rate reached **71.37%**, with the total number of renewed names reached nearly **514 thousand**. This is **58 thousand** more than in the previous quarter. The registry recorded **1 146 615** unique registrants, with an average of **2.25** .pl domain names per registrant.

In the first quarter, the upward trend in the number of domains secured with the DNSSEC protocol continued. On the last day of March, there were **8.7 thousand** more such domains than at the end of the previous year. In the first three months of the current year, **2 440** agreements on option for registration of a .pl domain name were concluded. Out of all existing options, **640** agreements were completed with a domain name being provided for registration, and **507** were renewed.

At the end of March 2025, the .pl domain name registry was cooperating with **190** registrars from **22** countries, most of which were based in Poland.

More data from the .pl domain name market can be found in the report. We invite you to read it!

Facts and figures

Nearly **2.6 m** active .pl domain names

Nearly **194 k** new names

Over **493 k** names secured with DNSSEC

190 NASK Partners

Over **45 k** transfers

71.37% renewal rate

Over **1.1 m** registrants

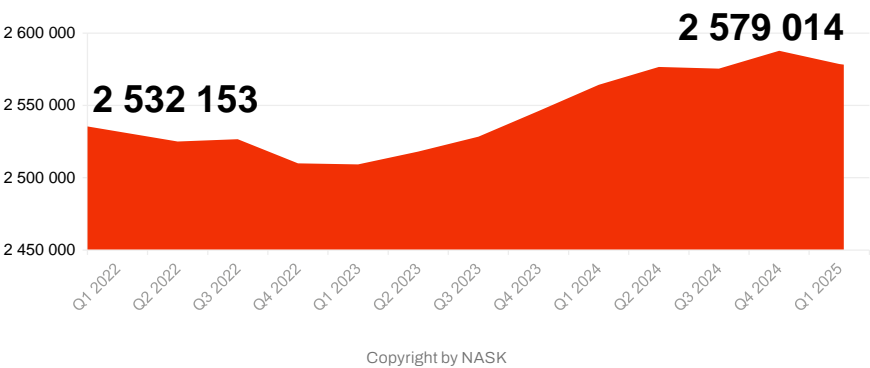
640 realised options

507 renewed options

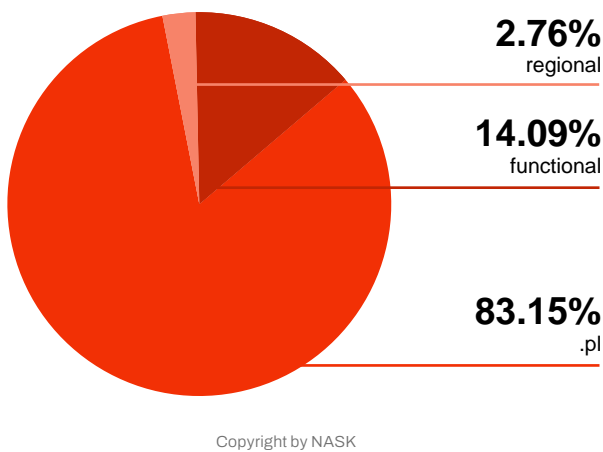
.pl domain names active in DNS

Domains in .pl domain registry

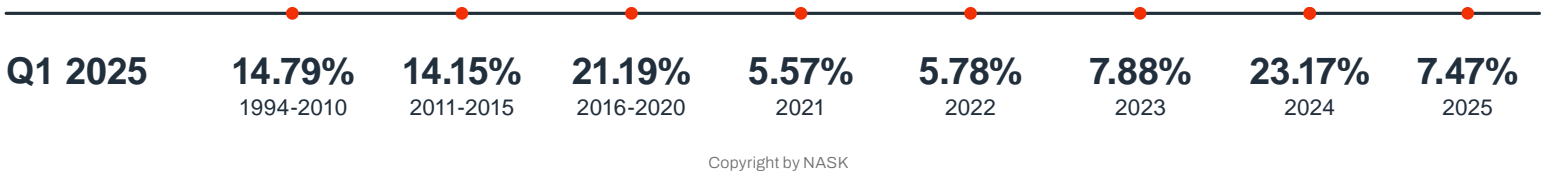
Number of .pl domain names in DNS



Number of domain names active in DNS as divided into the type of zone, Q1 2025



Year of registration of a domain names active in DNS



At the end of March 2025, in the .pl domain registry **2 579 014** names active in DNS were maintained. It decreased by **9 126** names compared to the previous quarter.



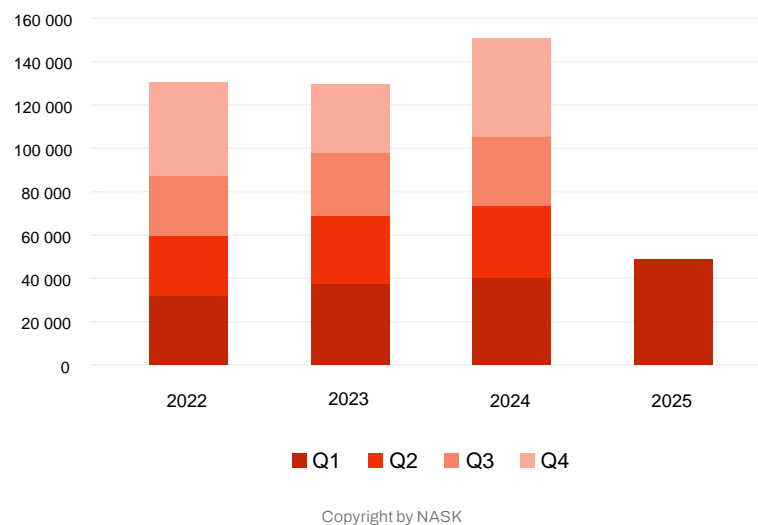
The number of active in DNS domain names, maintained directly in the .pl domain amounted to **2 144 408**

The number of names in functional domains reached **363 510**, and names in regional domains **71 096**

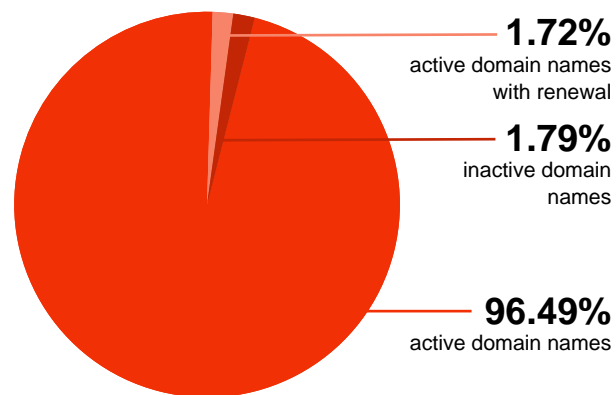
.pl domain names active in DNS

Transfers

Number of .pl domain name transfers



Division of transfers, Q1 2025



Copyright by NASK



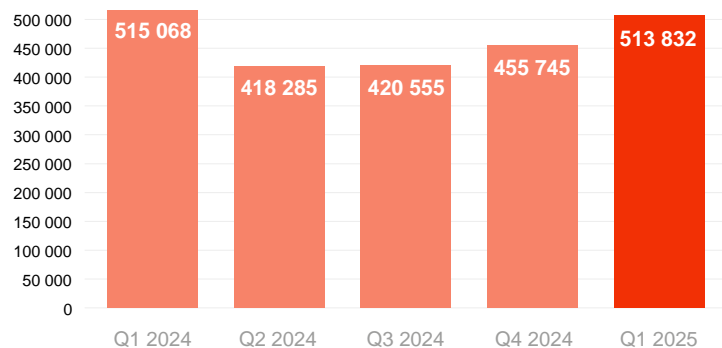
In Q1 2025 **1 583** transfers with renewal were performed, **809** of which already after the end of the previous billing period

In the first quarter of 2025, **45 152** transfers of .pl domain name service were carried out. On average, **502** names were transferred daily, which is **7** more compared to the previous quarter.

.pl domain names active in DNS

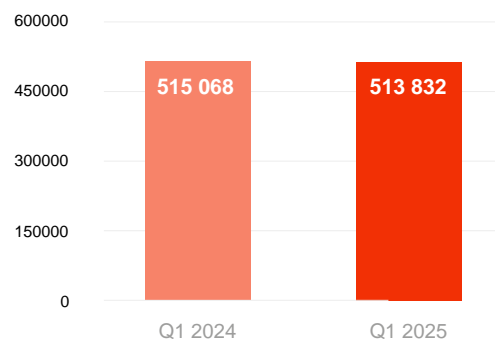
Renewal of a domain name for a consecutive billing period

Number of renewed .pl domain names



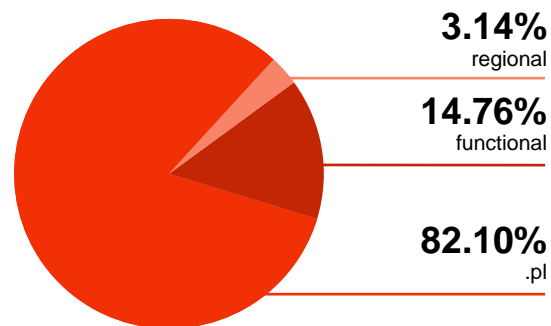
Copyright by NASK

Number of renewed .pl domain names (year-on-year)



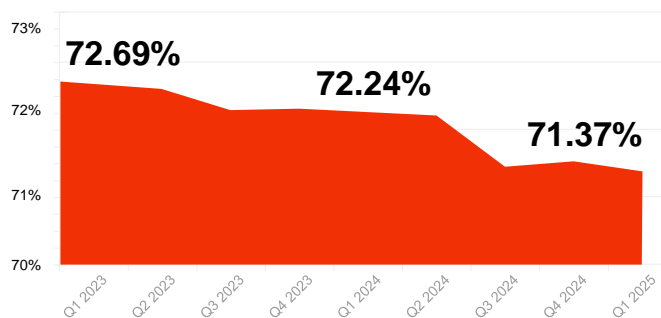
Copyright by NASK

Structure of renewed .pl domain names, Q1 2025



Copyright by NASK

Renewal rate of .pl domain names



Copyright by NASK

At the end of March 2025, the renewal rate amounted to **71.37%**.



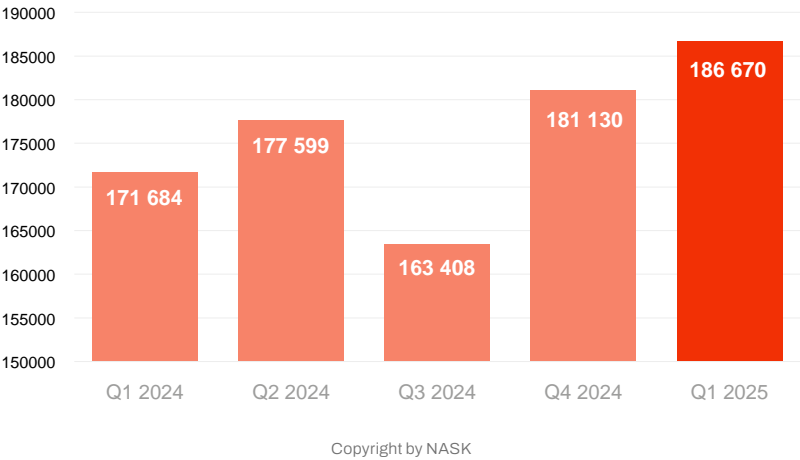
In Q1 2025, **513 832** names were renewed

For **3 906** names the end of the billing period was postponed by an individually defined number of days

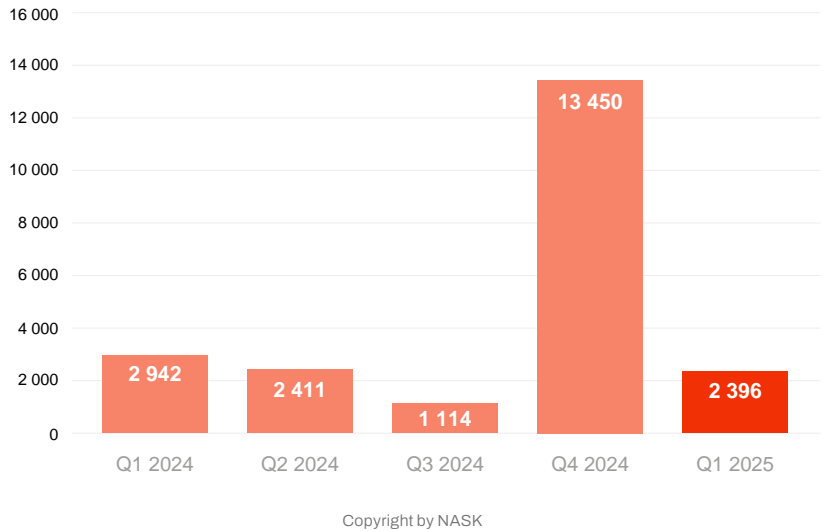
In Q1 2025, **0.24%** fewer names were renewed compared to Q1 2024

Domain names released from the .pl domain registry

Number of .pl domain names released due to lack of renewal



Number of .pl domain names released after previous deletion

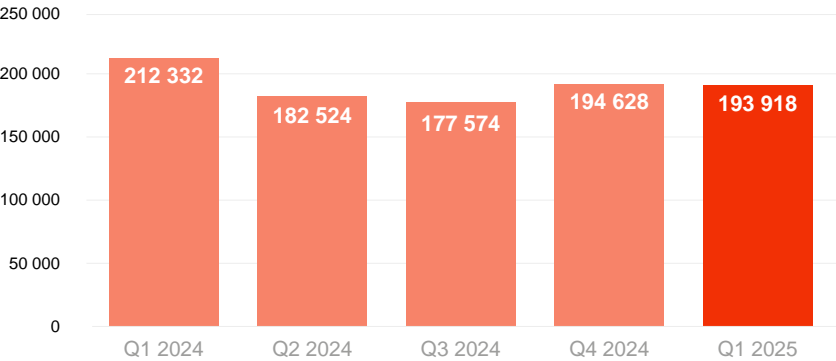


186 670 domain names released due to lack of renewal

2 396 domain names released after previous deletion

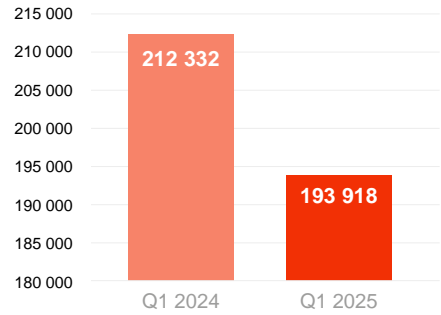
New names in the .pl domain registry

Number of .pl domain name registrations



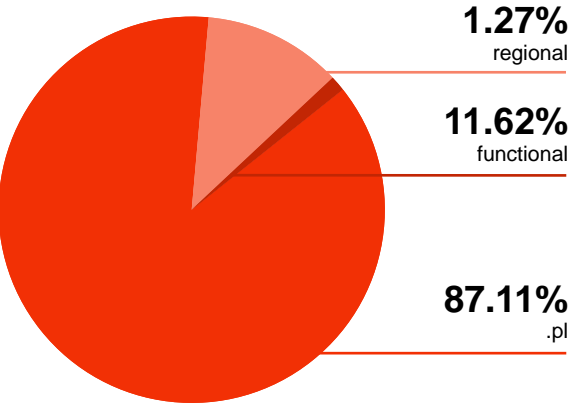
Copyright by NASK

Number of .pl domain name registrations (year-on-year)



Copyright by NASK

.pl domain name registrations as divided into a type of zone, Q1 2025



Copyright by NASK

From the beginning of January to the end of March 2025, **193 918** .pl domain names were registered, which is **710** fewer than in the previous quarter. Compared to the first quarter of 2024, however, the number of registrations was over **18 thousand** lower.



The daily average number of .pl domain name registrations was **2 155**

In Q1 2025, **8.67%** fewer .pl domain names were registered than in Q1 2024

Registrants of .pl domain names

Registrants in the .pl domain registry

Division of .pl domain name registrations for the type of registrant, Q1 2025



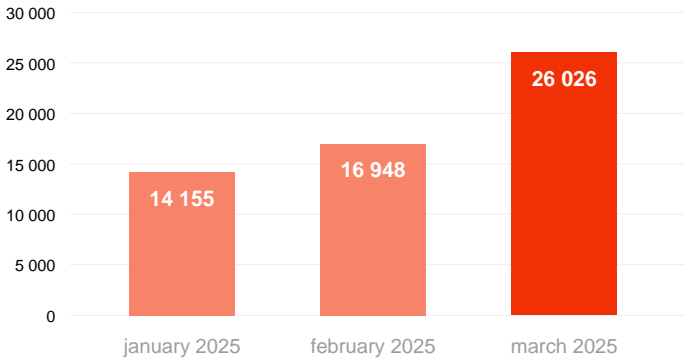
Copyright by NASK

.pl domain names, active in DNS, as divided into the type of a registrant, Q1 2025



Copyright by NASK

Number of changes of .pl domain name registrants, Q1 2025



Copyright by NASK

At the end of the first quarter of 2025, the .pl domain registry had **1 146 615** unique registrants, nearly **3 thousand** more than in the previous quarter.



An average of **2.25** .pl domain names per registrant

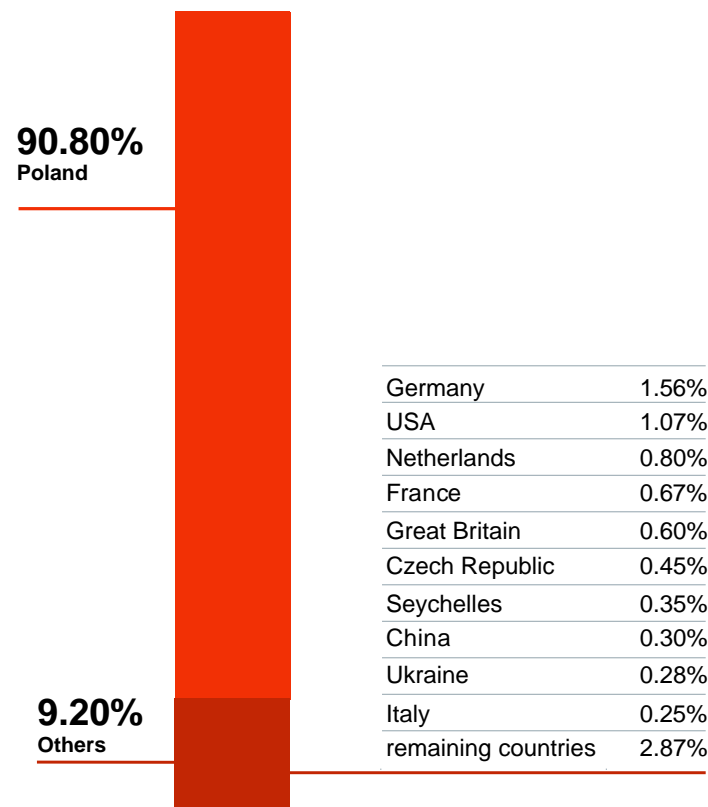
There were **33 186** changes of .pl domain name registrants

64.56% of registrants were organizations, and **35.44%** were natural persons

Registrants of .pl domain names

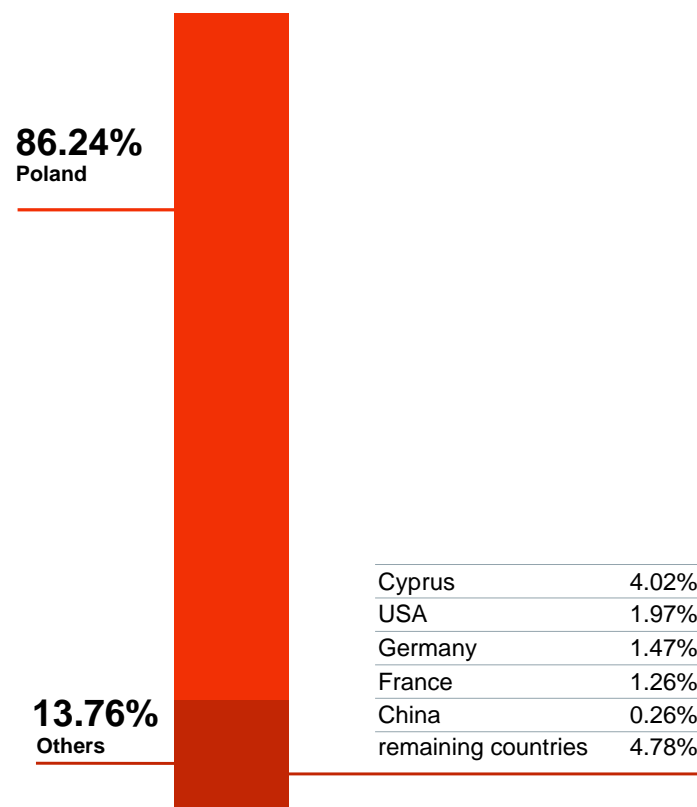
Place of residence of .pl domain name registrants

Division of .pl domain names active in DNS for a registrant's country, Q1 2025



Copyright by NASK

Division of .pl domain name registrations for a registrant's country, Q1 2025

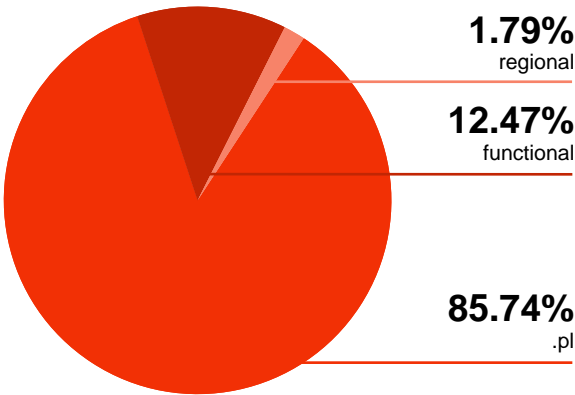


Copyright by NASK

Additional services of .pl domain registry

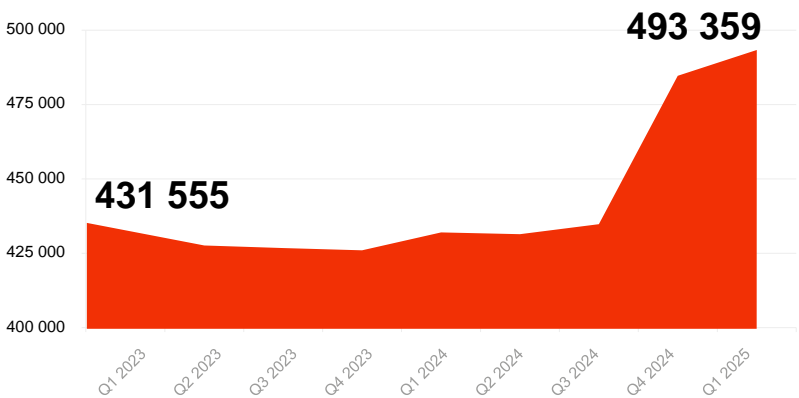
DNSSEC

.pl domain names secured with DNSSEC as divided into a type of zone, Q1 2025



Copyright by NASK

Number of the .pl domain names secured with DNSSEC



Copyright by NASK

In Q1 2025, there were **493 359** names secured with the DNSSEC protocol

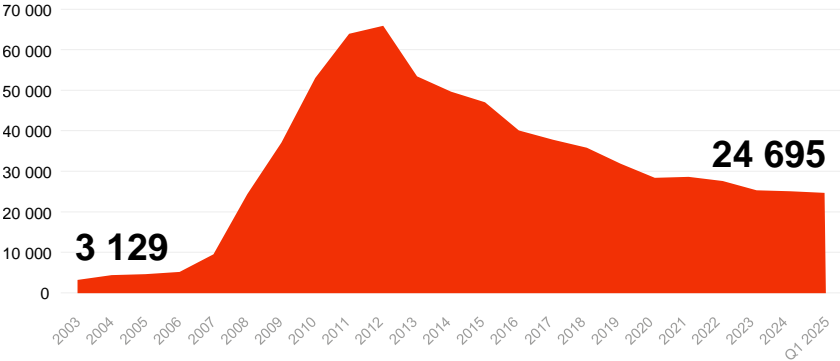
At the end of the first quarter of 2025, there were **493 359** names secured with the DNSSEC protocol. Over **432 thousand** of these names were registered directly in the .pl domain, nearly **62 thousand** in functional domains, and just under **9 thousand** in regional names.

Compared to the previous quarter, the number of names secured with the DNSSEC protocol in the .pl domain registry increased by **8 689**.

Additional services of .pl domain registry

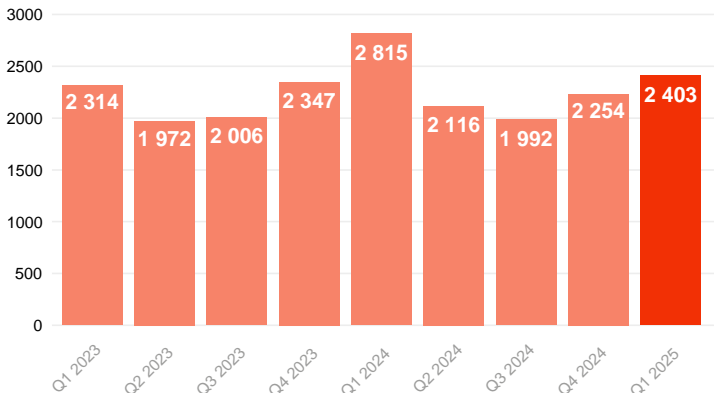
IDN

Number of .pl IDNs active in DNS



Copyright by NASK

Number of registrations of .pl IDNs



Copyright by NASK

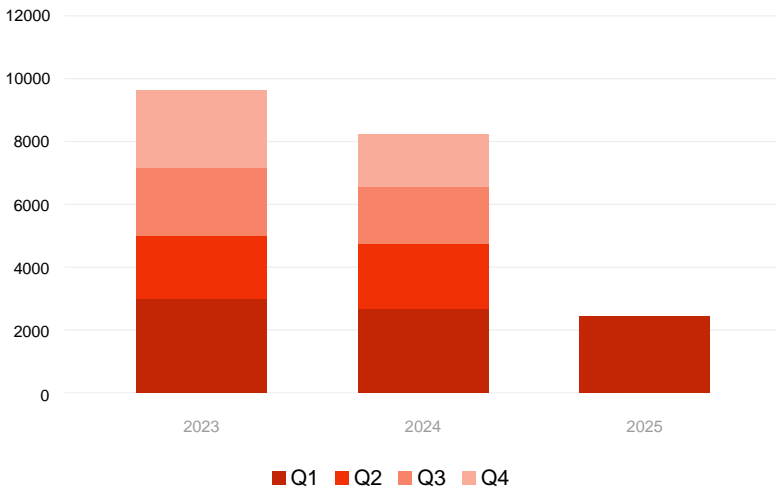
2 403 IDNs registered in Q1 2025

At the end of March 2025, in the .pl domain name registry there were **24 695** names with national diacritic signs (the so-called IDNs), which constituted **0.96%** of all .pl domain names active in DNS.

Additional services of .pl domain registry

Options

Number of WLS registrations



Copyright by NASK

In the first quarter of 2025, **2 440** agreements on option for registration of a .pl domain name were concluded, and **507** were renewed for a consecutive 3-year period.

Since the launching of the service of option for registration in 2004, over **291 thousand** agreements have been concluded, **42.52%** thereof being completed with the provision of a .pl domain name for registration.

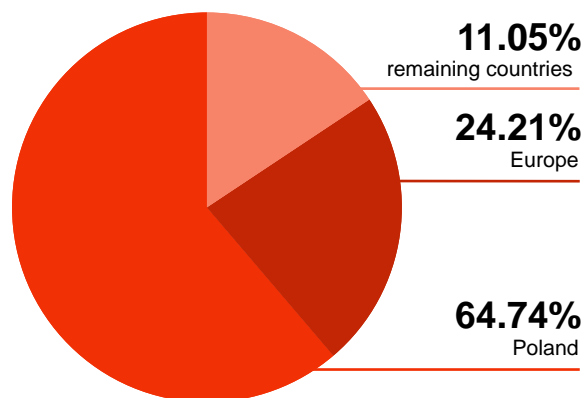


640 existing option agreements were completed with a domain name being provided for registration..

Registrars of .pl domain names

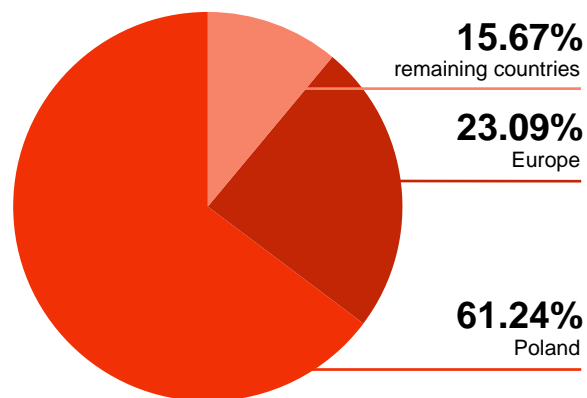
NASK Partner Programme

Division of Partners for their place of residence, Q1 2025



Copyright by NASK

Division of .pl domain names for Partner's registered office, Q1 2025



Copyright by NASK

123 registrars, servicing totally nearly **1.6 million** .pl domain names, had their registered offices in Poland. **46** registrars, seated in other European countries, were handling over **595 thousand** .pl domain names. **21 registrars** from outside of Europe were operating nearly **404 thousand** .pl domain names.



At the end of Q1 2024, in the NASK Partner Programme, there were participating **190** registrars from **22** countries



TEXT AND CORRECTION:

Editorial staff

COMPILATION AND DESCRIPTION OF DATA GATHERED FROM THE .PL DOMAIN NAME REGISTRY SYSTEM:

Alina Wiśniewska-Skura

DESIGN:

Alicja Kaim

TRANSLATION:

Editorial staff

dns.pl

Copyright by NASK