



**.pl domain name market**

**NASK'S REPORT**

**Q4 2025**

# **Table of contents**

<b>3</b>	<b>Introduction</b>
<b>4</b>	<b>Facts and figures</b>
<b>5</b>	<b>.pl domain names active in DNS</b>
	Domains in .pl domain registry
	Transfers
	Renewal of a domain name for a consecutive billing period
<b>8</b>	<b>Domain names released from the .pl domain registry</b>
<b>9</b>	<b>New names in the .pl domain</b>
<b>10</b>	<b>Registrants of .pl domain names</b>
	Registrants in the .pl domain registry
	Place of residence of .pl domain name registrants
<b>12</b>	<b>Additional services of .pl domain registry</b>
	DNSSEC
	IDN
	Options
<b>15</b>	<b>Registrars of .pl domain names</b>
	NASK Partner Program

# Introduction

The fourth quarter of 2025 in the .pl domain name market was characterized by relative stability with moderate dynamics of change.

At the end of December, there were **2,559,869** domain names active in the .pl domain registry. Of these, **2,133,999** were maintained directly within the .pl domain, while **361,515** and **64,355** were registered in functional and regional domains, respectively. During the period under review, **186,307** .pl domain names were registered, representing an increase of **16,412** compared to the previous quarter. By the end of the fourth quarter of 2025, the renewal rate had reached **71.15%**, with a total of **451,519** domain names renewed. The number of unique registrants increased by more than 12,000 quarter-on-quarter, reaching **1,178,065**. This means that, on average, each registrant held **2.17** active .pl domain names.

In the last quarter of 2025, 3,130 domain names were secured using the DNSSEC protocol, bringing their total number to **485,226** by the end of the year.

At the end of December 2025, **198** registrars from **22** countries participated in the NASK Partner Program, with entities based in Poland accounting for the majority share. Detailed data concerning activity in the .pl domain name market is presented in the following sections of the Report.

We invite you to read on!

## Facts and figures

Nearly **2.56 million** active .pl domain names

---

Over **186 thousand** new domain names

---

Over **485 thousand** DNSSEC-secured domain names

---

**198** NASK partners

---

Nearly **56 thousand** transfers

---

A **71.15%** renewal rate

---



Nearly **1.2 mln** registrants

---

**889** options exercised

---

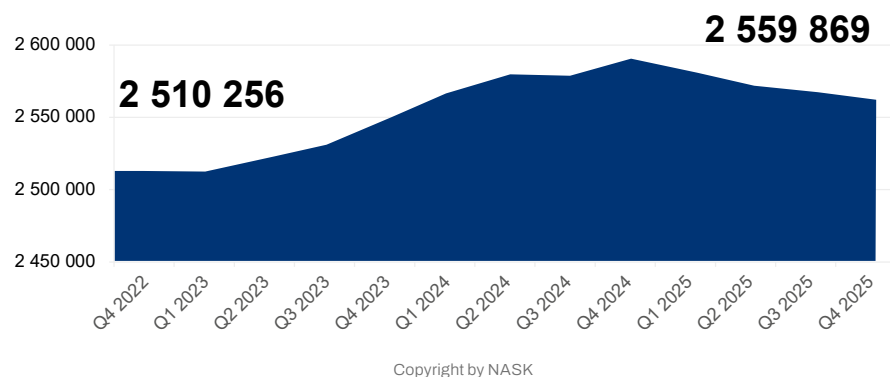
**582** renewed options



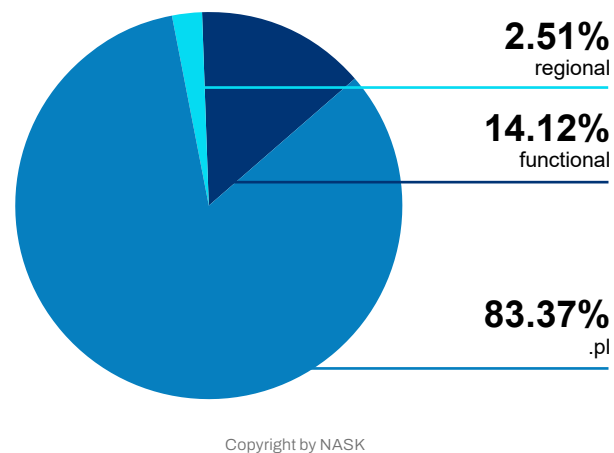
# .pl domain names active in DNS

## Domains in .pl domain registry

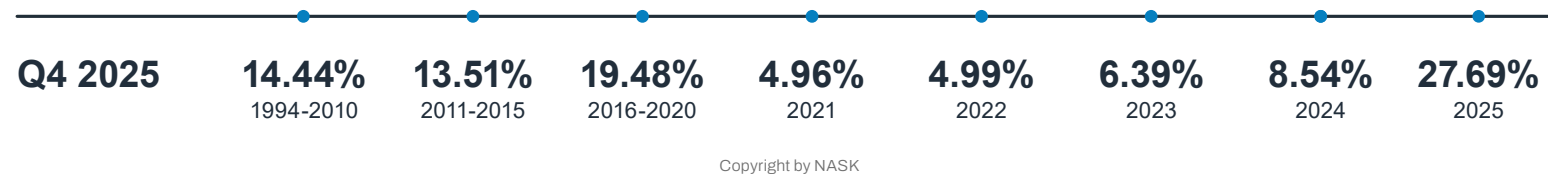
Number of .pl domain names in DNS



Number of domain names active in DNS as divided into the type of zone, Q4 2025



Year of registration of .pl domain names active in DNS



At the end of December 2025, the .pl domain registry recorded **2,559,869** domain names active in the DNS, representing a decrease of **0.23%** compared to the previous quarter.



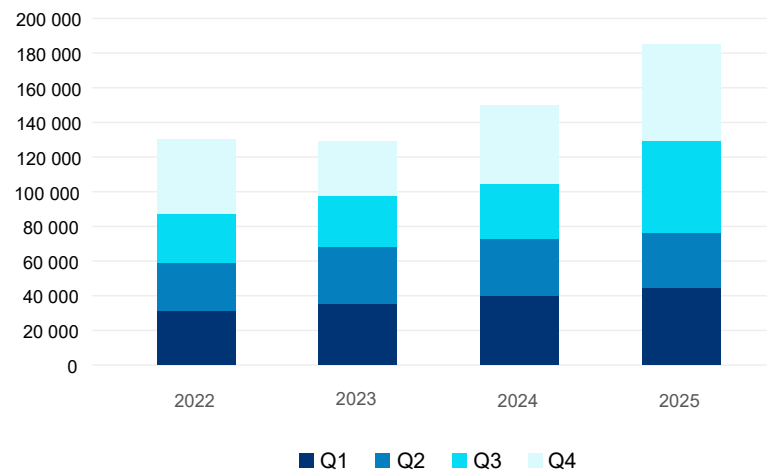
In the fourth quarter of 2025, the number of domain names active in the DNS and maintained directly within the .pl domain amounted to **2,133,999**.

Functional domains accounted for **361,515** active names, while regional domains accounted for **64,355**.

# .pl domain names active in DNS

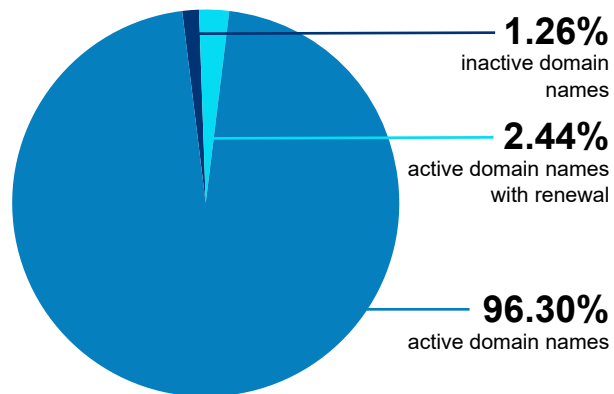
## Transfers

Number of .pl domain name transfers



Copyright by NASK

Division of transfers, Q4 2025



Copyright by NASK



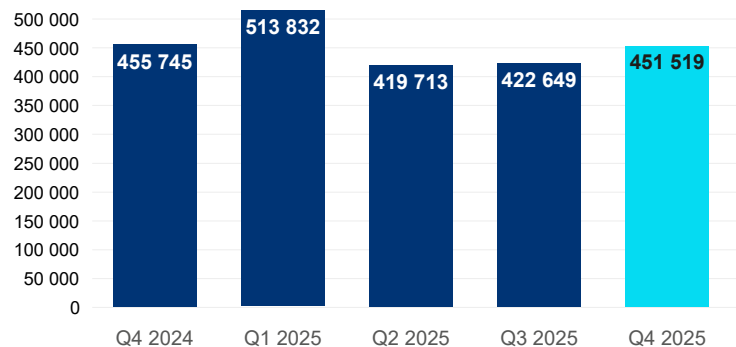
In Q4 2025, **1,357** transfers with renewal were carried out, including **704** after the billing period had ended.

From the beginning of October to the end of December 2025, a total of **55,689** transfers of .pl domain name management were completed. This corresponds to an average of 605 transferred domain names per day, which is **26 more** than in the previous quarter.

# .pl domain names active in DNS

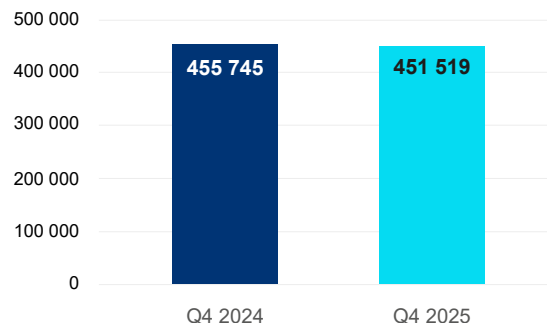
Renewal of a domain name for a consecutive billing period

Number of renewed .pl domain names



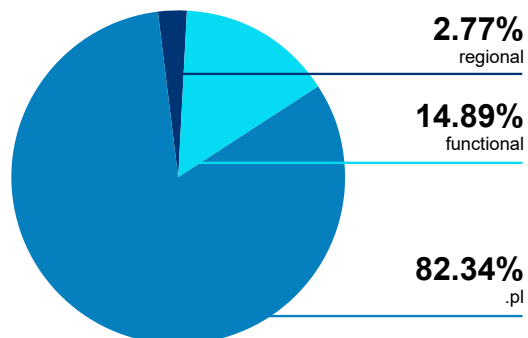
Copyright by NASK

Number of renewed .pl domain names (year-on-year)



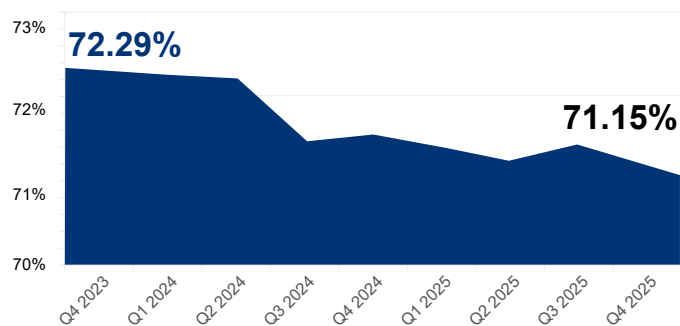
Copyright by NASK

Structure of renewed .pl domain names, Q4 2025



Copyright by NASK

Renewal rate of .pl domain names



Copyright by NASK



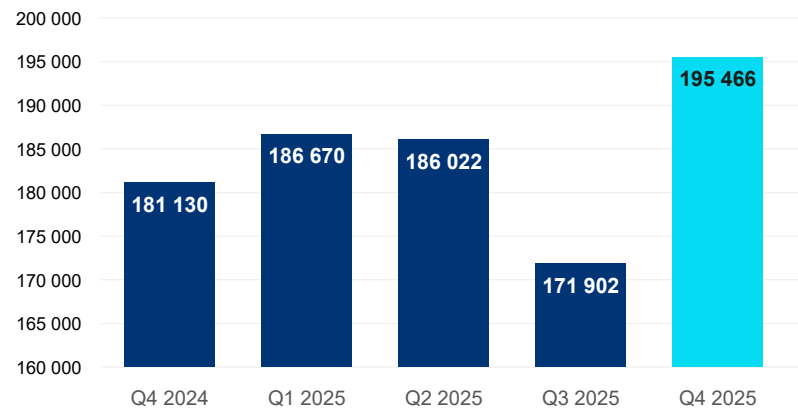
In Q4 2025, **451,519** domain names were renewed. For **4,229** domain names, the end of the billing period was extended by an individually defined number of days.

In Q4 2025, the number of renewed domain names was at a similar level to Q4 2024.

At the end of December 2025, the renewal rate stood at **71.15%**.

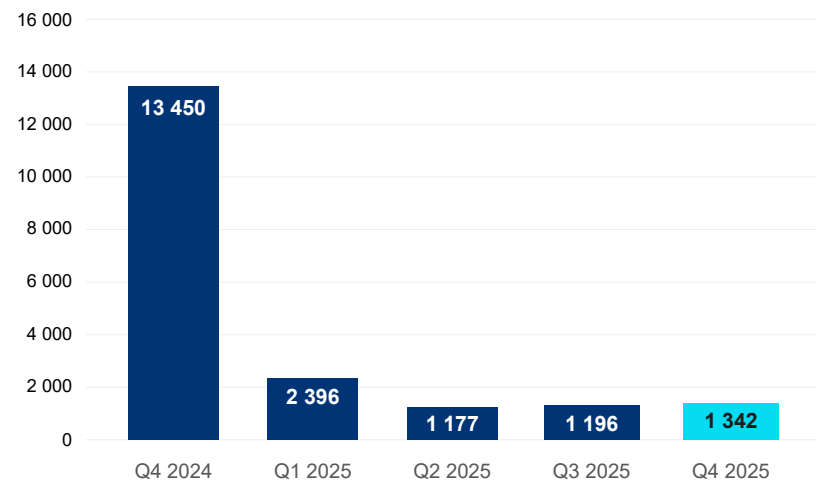
# Domain names released from the .pl domain registry

Number of .pl domain names released due to lack of renewal



Copyright by NASK

Number of .pl domain names released after previous deletion



Copyright by NASK

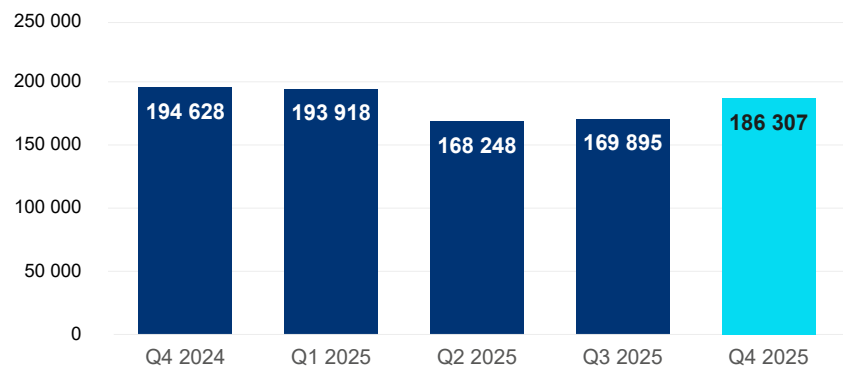


**195,466** domain names were released due to non-renewal.

**1,342** domain names were released after earlier deletion.

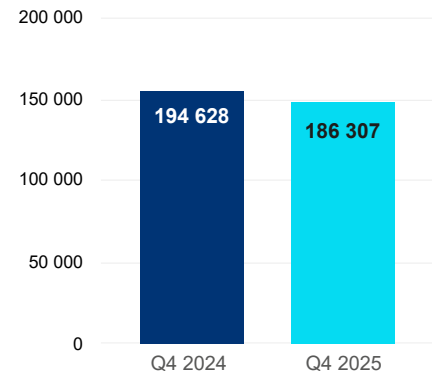
# New names in the .pl domain registry.pl

Number of .pl domain name registrations



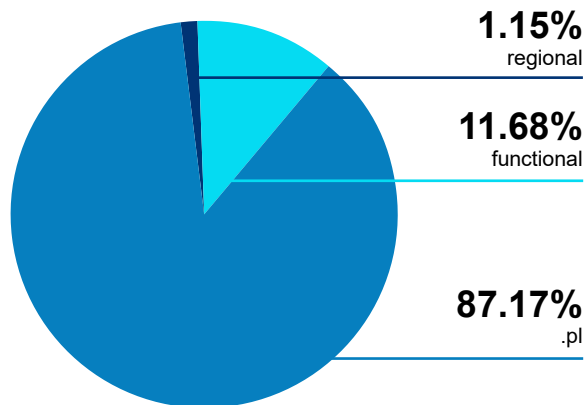
Copyright by NASK

Number of .pl domain name registrations (year over year)



Copyright by NASK

.pl domain name registrations as divided into a type of zone, Q4 2025



Copyright by NASK

In the fourth quarter of 2025, **186,307** .pl domain names were registered, **16,412 more** than in the previous quarter.



The average daily number of .pl domain name registrations amounted to **2,025**.

# Registrants of .pl domain names

## Abonenci w Rejestrze domeny .pl

Division of .pl domain name registrations for the type of registrant, Q4 2025



**49.92%**  
individuals

**50.08%**  
organizations

Copyright by NASK

Division of .pl domain names for Registrants, Q4 2025

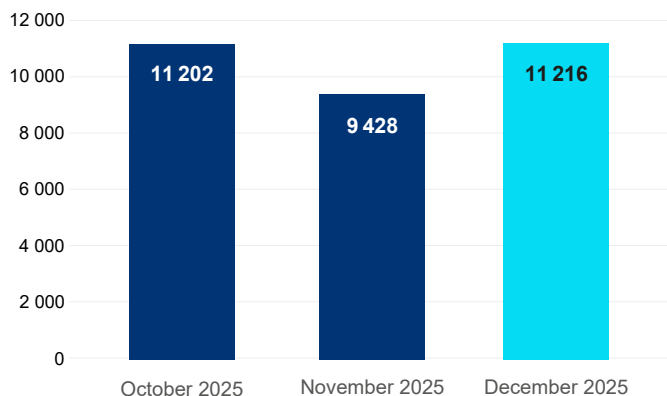


**35.93%**  
individuals

**64.07%**  
organizations

Copyright by NASK

Number of changes of .pl domain name registrants



Copyright by NASK

At the end of the fourth quarter of 2025, there were **1,178,065** unique registrants in the .pl domain registry, an increase of more than **12 thousand** compared to the previous quarter.

On average, there were **2.17** .pl domain names per registrant.

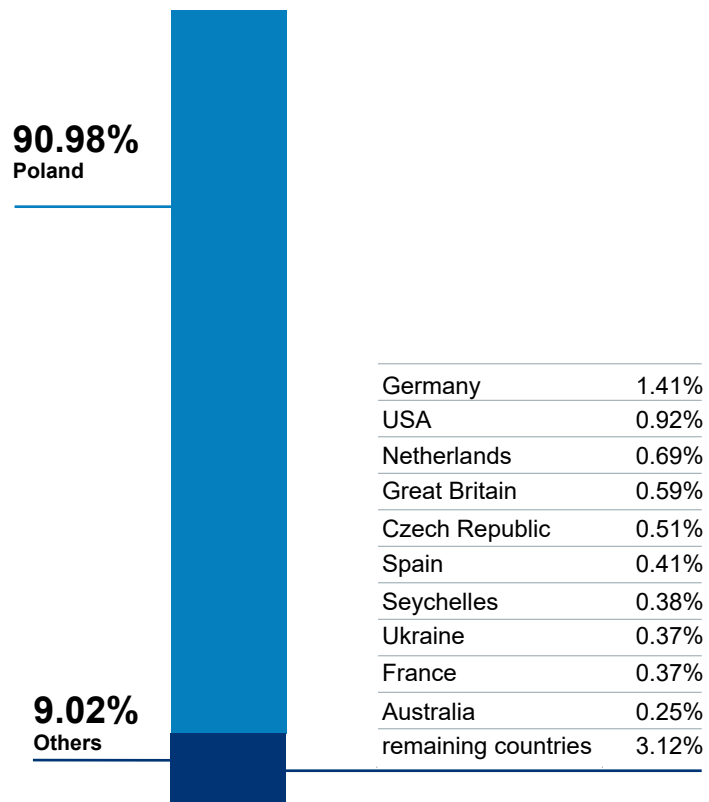
A total of **31,846** changes of domain name registrant were completed.

**64.22%** of registrants were organizations, while **35.78%** were individuals.

# Registrants of .pl domain names

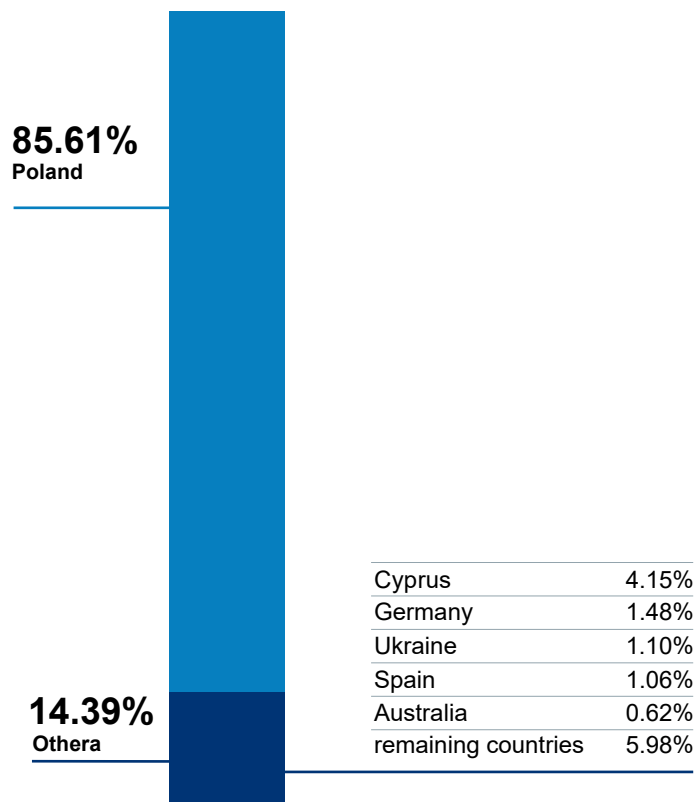
Place of residence of .pl domain name registrants

Division of .pl domain names active in DNS for registrant's country, Q4 2025



Copyright by NASK

Division of .pl domain name registrations for a registrant's country, Q4 2025

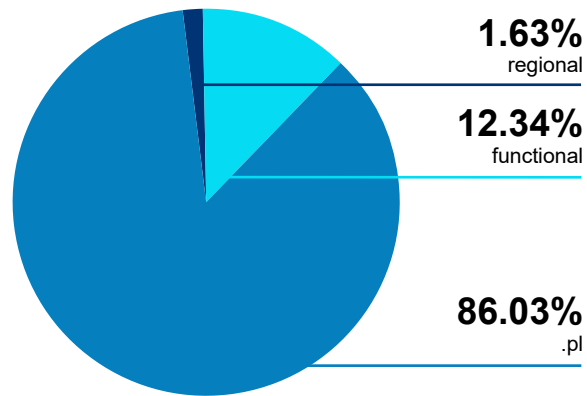


Copyright by NASK

# Additional services of .pl domain registry

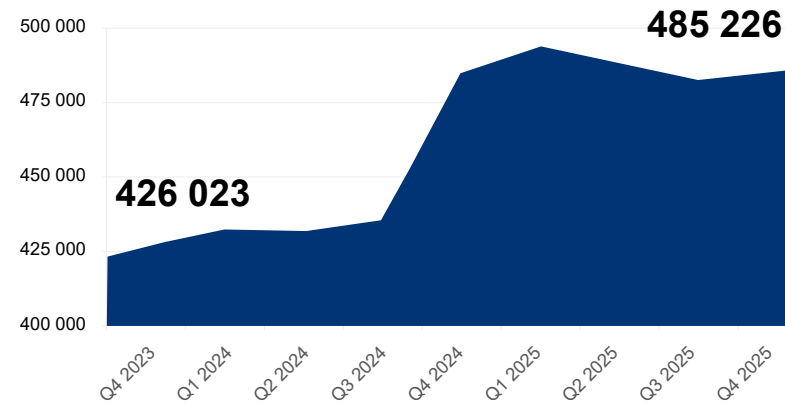
## DNSSEC

.pl domain names secured with DNSSEC as divided into a type of zone, Q4 2025



Copyright by NASK

Number of the .pl domain names secured with DNSSEC



Copyright by NASK



In Q4 2025, a total of **485,226** domain names were secured with the DNSSEC protocol.

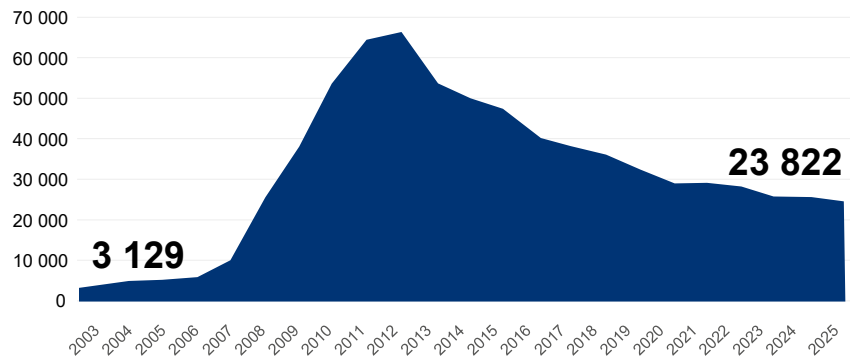
At the end of the fourth quarter of 2025, **485,226** domain names, secured with the DNSSEC protocol, were recorded. Over **417 thousand** of them were registered directly in the .pl domain, nearly **60 thousand** in functional domains, and just fewer than **8 thousand** in regional domains.

Compared to the previous quarter, the number of domain names, secured with the DNSSEC protocol in the .pl domain registry, increased by **3,130**.

# Additional services of .pl domain registry

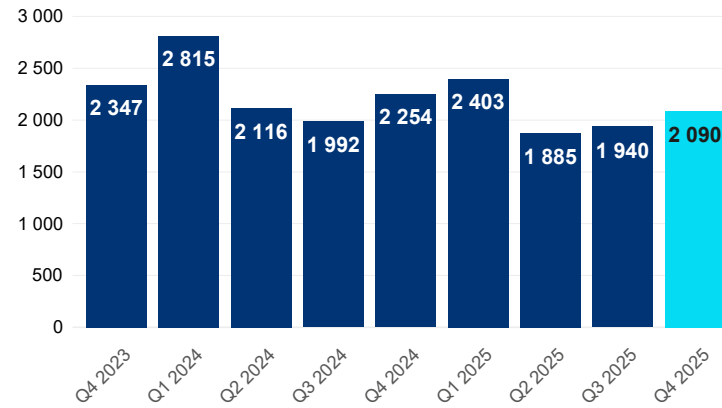
## IDN

Number of .pl IDN domain names active in DNS



Copyright by NASK

Number of registrations of .pl IDNs



Copyright by NASK

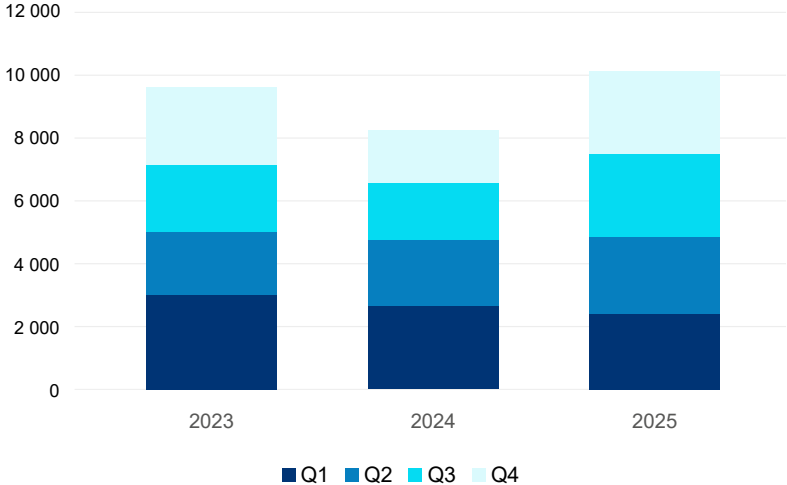
In Q4 2025, **2,090** IDN domains were registered.

At the end of the fourth quarter of 2025, there were **23,822** domain names with national diacritical characters (so-called IDN domains) in the .pl domain registry, accounting for **0.93%** of all domain names active in the DNS.

# Additional services of .pl domain registry

## Options

Number of WLS registrations



Copyright by NASK

In the fourth quarter of 2025, **2,626** option agreements for the registration of a .pl domain name were concluded, and **582** were extended for another three years.

Since the launch of the service, nearly **299 thousand** option agreements have been concluded, with **42.33%** of them resulting in the domain name being made available for registration.

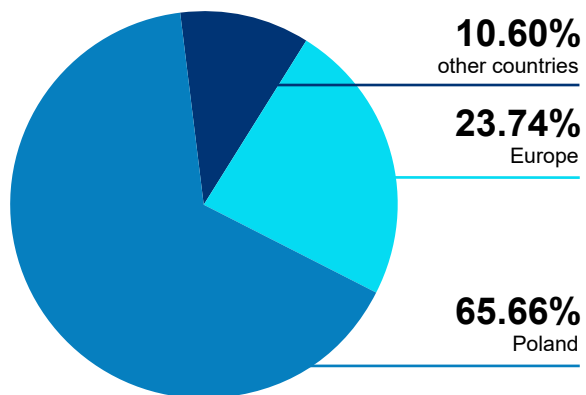


A total of **889** option agreements ended with the domain name being made available for registration.

# Registrars of .pl domain names

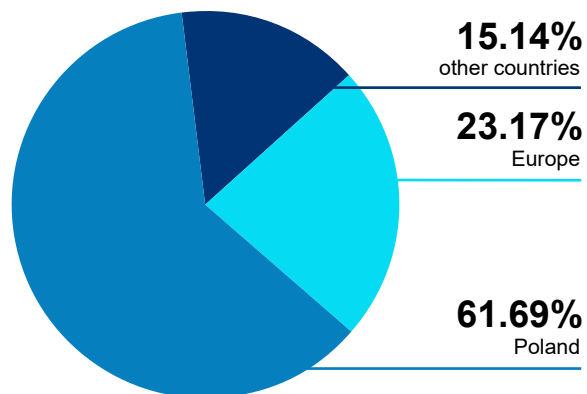
## NASK Partner Program

Partners of NASK, division by place of residence, Q4 2025



Copyright by NASK

.pl domain name market share between Partners considering the place of residence, Q4 2025



Copyright by NASK

In Poland, there were **130** registrars, collectively managing nearly **1.6 million** .pl domain names. Forty-seven registrars based in other European countries managed nearly **593 thousand** .pl domain names, while **21** registrars based outside Europe managed over **387 thousand** .pl domain names.



At the end of December 2025, **198** registrars from **22** countries participated in the NASK Partner Program.

In the fourth quarter, **five** new entities joined the program.



**TEXT AND CORRECTION:**  
Editorial staff

**COMPILATION AND DESCRIPTION OF DATA GATHERED FROM THE .PL DOMAIN NAME REGISTRY SYSTEM:**  
Alina Wiśniewska-Skura

**DESIGN:**  
Marcin Ślusarczyk

**dns.pl**

Copyright by NASK